

CONTENTS

GENERAL SPEC.

ENGINE

Cylinder Head	B2
Cylinder	B3
Crankshaft · Piston	B4
Valve	B5 ~ B6
Camshaft · Chain	B7
Water Pump	B8
Radiator · Hose	B9 ~ B10
Oil Pump	B11 ~ B12
Oil Cleaner	B13
Intake	B14 ~ B15
Carburetor	C2 ~ C3
Exhaust	C4
Crankcase	C5 ~ C6
Crankcase Cover 1	C7 ~ C8
Starter	C9
Clutch	C10
Transmission	C11 ~ C12
Shift Cam · Fork	C13
Shift Shaft	C14

CHASSIS

Frame	C15 ~ D2
Fender	D3 ~ D4
Side Cover	D5
Rear Arm	D6 ~ D7
Rear Suspension	D8
Steering	D9
Front Fork	D10 ~ D11
Fuel Tank	D12 ~ D13

Seat	D14
Front Wheel	D15
Front Brake Caliper	E2
Rear Wheel	E3 ~ E4
Rear Brake Caliper	E5
Steering Handle · Cable	E6
Front Master Cylinder	E7 ~ E8
Front Master Cylinder 2	E9
Stand · Footrest	E10 ~ E11
Rear Master Cylinder	E12 ~ E13
Cowling 1	E14 ~ E15
Cowling 2	F2 ~ F3
Generator	F4
Pick Up Coil · Governor	F5
Starting Motor	F6
Flasher Light	F7
Meter	F8
Headlight	F9
Taillight	F10
Electrical 1	F11
Electrical 2	F12

INDIVIDUAL SPEC. FOR ITALY

Alternate (Headlight)	F14
-----------------------------	-----

FOR HOLLAND

Alternate (Headlight)	G2
-----------------------------	----

FOR ENGLAND, IRELAND

Alternate (Meter)	G4
Alternate (Headlight)	G5

INDEX

NUMERICAL INDEX	L1 ~ L5
-----------------------	---------

YAMAHA



**PARTS
CATALOGUE**


YZF750SP'95 (4HS5)

YZF750SP'95 (4HS6) EUROPE

254HS-300E1

YAMAHA
ONLINE
Part & Accessories

A2



A3

FOREWORD

This Parts Catalogue is related to the parts for the model(s) in the below frame. When you are ordering replacement parts, please refer to this Parts Catalogue and quote both part numbers and part names correctly.

YZF750SP'95(4HS5/4HS6)

1. Modifications or additions which have been made after issue of the Parts Catalogue will be announced in the Yamaha Parts News. It is advisable that you make necessary corrections to the Parts Catalogue according to the Yamaha Parts News.

2. Abbreviations

The following abbreviations are used in this Parts Catalogue.

- "UR" Use specified parts number.
- "UN" Use as many as needed.
- "AP" Alternate Parts
- "LM" Local Made (Parts need to be ordered locally)
- "F#" Frame No. (Applicable machine No.)

3. Parts, which are to be supplied in an assembly, are listed with a dot (.) in front of the part name as shown below.

EXAMPLE

- CARBURETOR ASSY
- . JET, PILOT
- . NOZZLE, MAIN

4. Number of component for assembly

The numeral appearing to the right of each component part indicates the quantity of parts for each assembly unit.

EXAMPLE

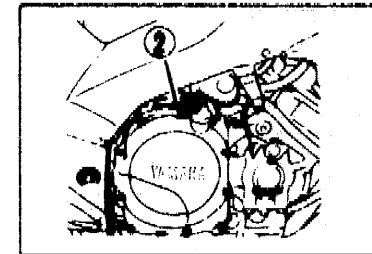
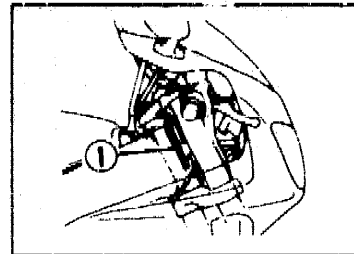
PART NO.	DESCRIPTION	Q'TY	REMARKS
2F5-83310-60	FRONT FLASHER LIGHT ASSY	2	
115-83311-60	. BULB (6V-18W)	1	

5. Applicable colors of graphics are represented in the "REMARKS" as shown below.

PART NO.	DESCRIPTION	Q'TY	REMARKS
2N4-24110-00-X5	FUEL TANK COMP.	1	MAXIM RED
3J1-24240-10	. GRAPHIC, FUEL TANK	1	for MXR

6. Applicable Serial No. and Color Code

4HS5	① Frame Serial No. 4HS-005101 ~
	② Engine Serial No. 4HS-005101 ~
4HS6	① Frame Serial No. 4HS-007101 ~
	② Engine Serial No. 4HS-007101 ~



Color Code	Color Name	Abbreviation
0390	BLUISH WHITE COCKTAIL 1	BWC1

7. Note that the illustrations are for reference in finding parts numbers, not to be used for assembling. When assembling, please use the applicable service manual.
8. The asterisk (*) before a reference number indicates modification items after the first edition.

A4

CONTENTS

GENERAL SPEC.

ENGINE

Cylinder Head	B2
Cylinder	B3
Crankshaft - Piston	B4
Valve	B5 - B6
Camshaft - Chain	B7
Water Pump	B8
Radiator - Hose	B9 - B10
Oil Pump	B11 - B12
Oil Cleaner	B13
Intake	B14 - B15
Carburetor	C2 - C3
Exhaust	C4
Crankcase	C5 - C6
Crankcase Cover 1	C7 - C8
Starter	C9
Clutch	C10
Transmission	C11 - C12
Shift Cam - Fork	C13
Shift Shaft	C14

CHASSIS

Frame	C15 - D2
Fender	D3 - D4
Side Cover	D5
Rear Arm	D6 - D7
Rear Suspension	D8
Steering	D9
Front Fork	D10 - D11
Fuel Tank	D12 - D13

Seat	D14
Front Wheel	D15
Front Brake Caliper	E2
Rear Wheel	E3 - E4
Rear Brake Caliper	E5
Steering Handle - Cable	E6
Front Master Cylinder	E7 - E8
Front Master Cylinder 2	E9
Stand - Footrest	E10 - E11
Rear Master Cylinder	E12 - E13
Cowling 1	E14 - E15
Cowling 2	F2 - F3
Generator	F4
Pick Up Coil - Governor	F5
Starting Motor	F6
Flasher Light	F7
Meter	F8
Headlight	F9
Taillight	F10
Electrical 1	F11
Electrical 2	F12

INDIVIDUAL SPEC. FOR ITALY

Alternate (Headlight)	F14
-----------------------------	-----

FOR HOLLAND

Alternate (Headlight)	G2
-----------------------------	----

FOR ENGLAND, IRELAND

Alternate (Meter)	G4
Alternate (Headlight)	G5

INDEX

NUMERICAL INDEX	L1 - L5
-----------------------	---------

CONTENTS

GENERAL SPEC.

ENGINE

Cylinder Head	B2
Cylinder	B3
Crankshaft · Piston	B4
Valve	B5 ~ B6
Camshaft · Chain	B7
Water Pump	B8
Radiator · Hose	B9 ~ B10
Oil Pump	B11 ~ B12
Oil Cleaner	B13
Intake	B14 ~ B15
Carburetor	C2 ~ C3
Exhaust	C4
Crankcase	C5 ~ C6
Crankcase Cover 1	C7 ~ C8
Starter	C9
Clutch	C10
Transmission	C11 ~ C12
Shift Cam · Fork	C13
Shift Shaft	C14

CHASSIS

Frame	C15 ~ D2
Fender	D3 ~ D4
Side Cover	D5
Rear Arm	D6 ~ D7
Rear Suspension	D8
Steering	D9
Front Fork	D10 ~ D11
Fuel Tank	D12 ~ D13

Seat	D14
Front Wheel	D15
Front Brake Caliper	E2
Rear Wheel	E3 ~ E4
Rear Brake Caliper	E5
Steering Handle · Cable	E6
Front Master Cylinder	E7 ~ E8
Front Master Cylinder 2	E9
Stand · Footrest	E10 ~ E11
Rear Master Cylinder	E12 ~ E13
Cowling 1	E14 ~ E15
Cowling 2	F2 ~ F3
Generator	F4
Pick Up Coil · Governor	F5
Starting Motor	F6
Flasher Light	F7
Meter	F8
Headlight	F9
Taillight	F10
Electrical 1	F11
Electrical 2	F12

INDIVIDUAL SPEC. FOR ITALY

Alternate (Headlight)	F14
-----------------------------	-----

FOR HOLLAND

Alternate (Headlight)	G2
-----------------------------	----

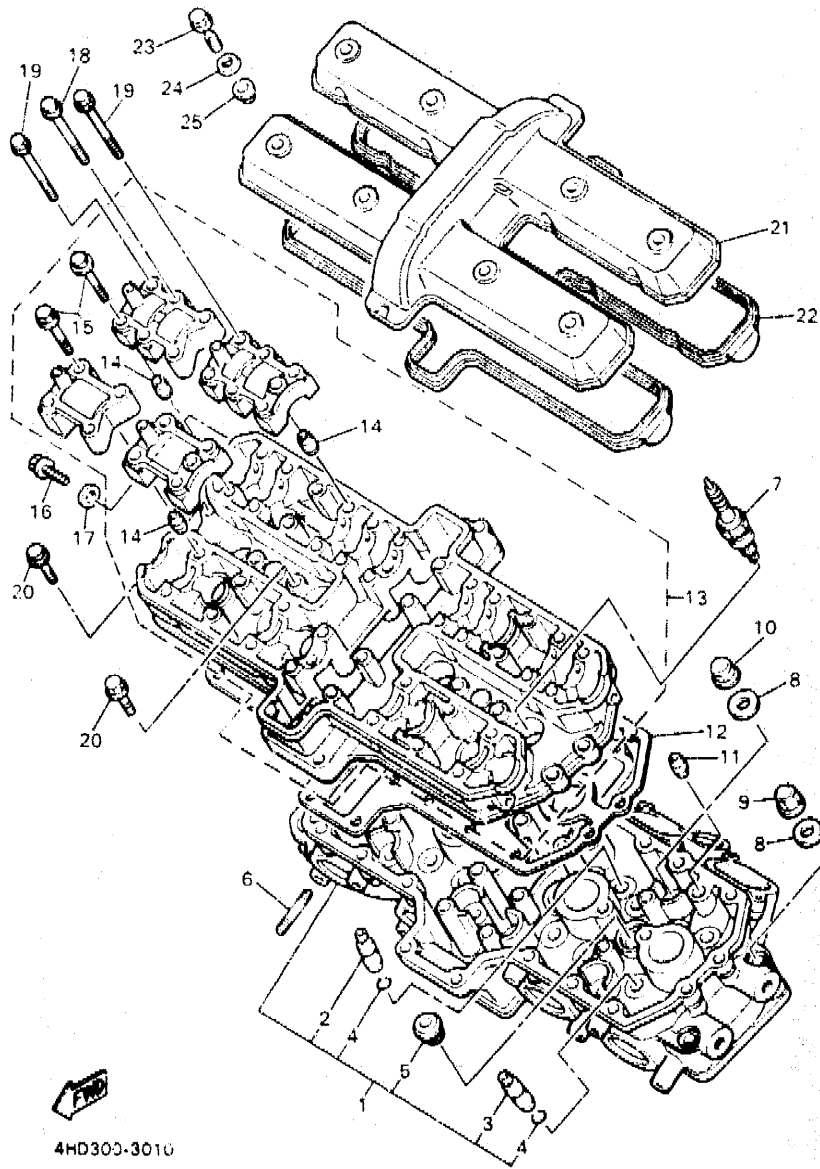
FOR ENGLAND, IRELAND

Alternate (Meter)	G4
Alternate (Headlight)	G5

INDEX

NUMERICAL INDEX	L1 ~ L5
-----------------------	---------

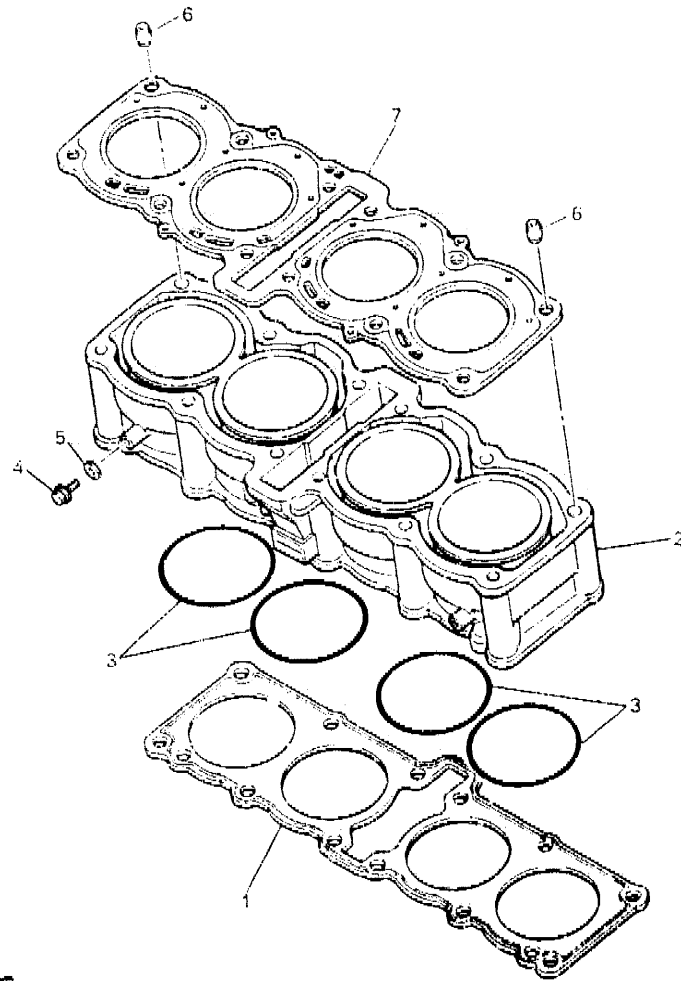
FIG. 1 CYLINDER HEAD



REF. NO.	PART NO.	DESCRIPTION	Q'TY	REMARKS
1	4FM-11102-10	CYLINDER HEAD ASSY	1	
2	3GM-11133-10	•GUIDE, INTAKE VALVE	12	
3	3GM-11134-10	•GUIDE, EXHAUST VALVE	8	
4	93440-10153	•CIRCLIP	20	
5	90340-18101	•PLUG, STRAIGHT SCREW	4	
6	95617-08625	BOLT, STUD	8	
7	94701-00318	PLUG, SPARK (NGK R CR9E)	4	UR
	94701-00319	PLUG, SPARK (ND U27ESR-N)	4	UR
8	90201-103M4	WASHER, PLATE	12	
9	90178-10075	NUT, CROWN	4	
10	90179-10584	NUT	8	
11	91610-25008	PIN, DOWEL	2	
12	3FV 11182-00	GASKET, CYLINDER H. AD 2	1	
13	4FM-1115A-00	CAM CASE ASSY	1	
14	99510-08016	•PIN, DOWEL	16	
15	90105-06153	•BOLT, WASHER BASED	16	
16	95027-06012	BOLT, FLANGE	1	
17	96430-06014	GASKET	1	
18	90105-06541	BOLT, WASHER BASED	20	
19	90105-06683	BOLT, WASHER BASED	4	
20	95027-06025	BOLT, FLANGE	11	
21	3GM-11191-00	COVER, CYLINDER HEAD 1	1	
22	3GM-11193-00	GASKET, HEAD COVER 1	1	
23	90108-064F0	BOLT	8	
24	90209-11262	WASHER	8	
25	2GH-1111G-00	RUEBER, MOUNT 1	8	

B2

FIG. 2 CYLINDER



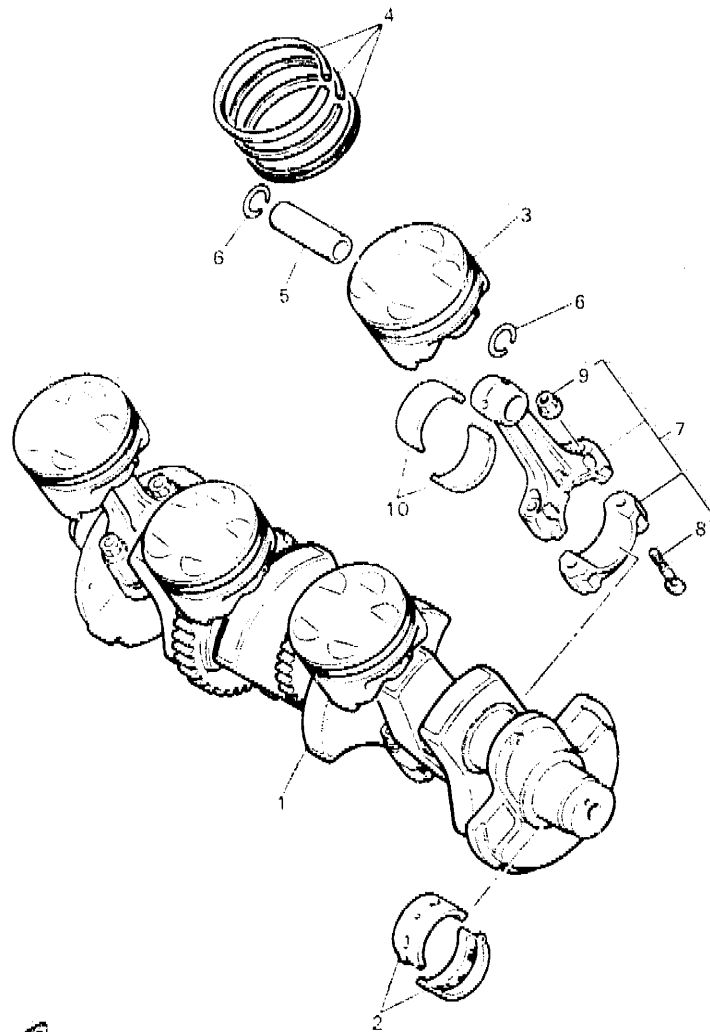
REF. NO.	PART NO.	DESCRIPTION	Q'TY	REMARKS
1	3FV-11351-00	GASKET, CYLINDER	1	
2	4FM-11310-00	CYLINDER	1	
3	93210-76211	O-RING	4	
4	95027-C6012	BOLT, FLANGE	2	
5	90430-06014	GASKET	2	
6	99510-14016	PIN, DOWEL	2	
7	3FV-11181-00	GASKET, CYLINDER HEAD 1	1	



4HD300-3020

B3

FIG. 3 CRANKSHAFT • PISTON



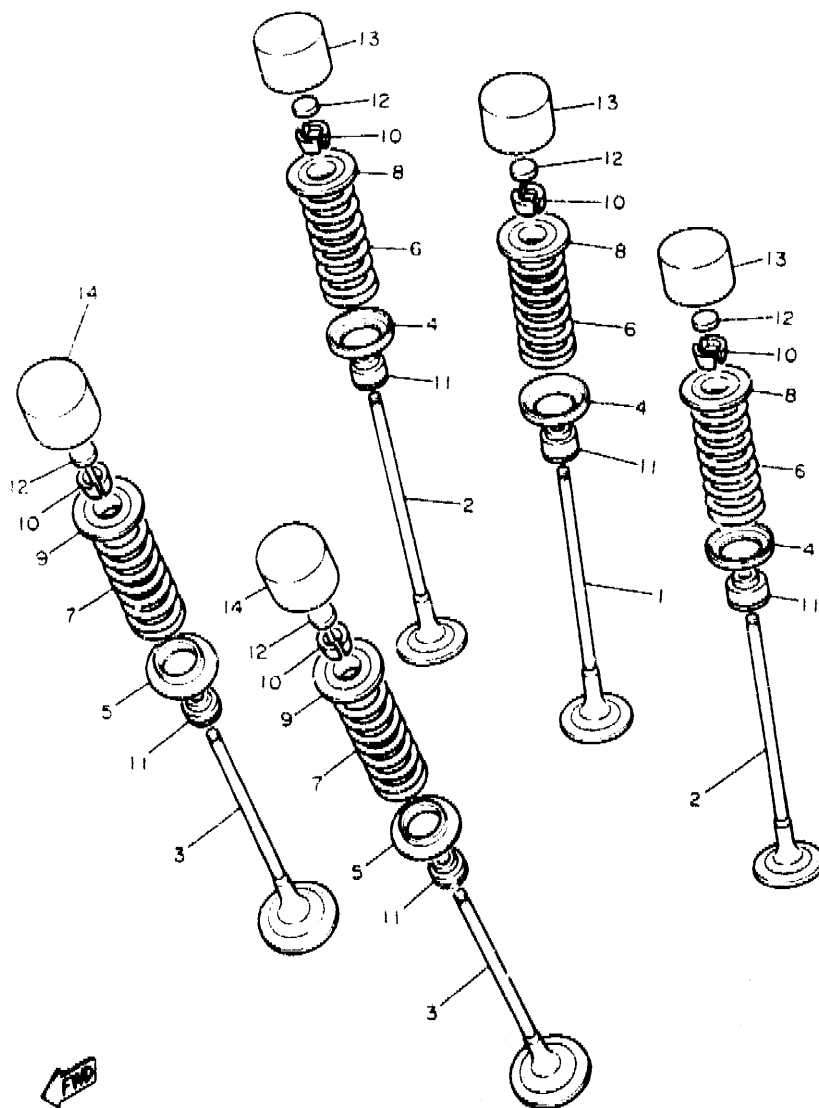
REF. NO.	PART NO.	DESCRIPTION	Q'TY	REMARKS
1	4FM-11411-00	CRANKSHAFT	1	
2	3GM-11416-00	PLANE BEARING, CRANKSHAFT 1	10	UR BLUE
	3GM-11416-10	PLANE BEARING, CRANKSHAFT 1	10	UR BLACK
	3GM-11416-20	PLANE BEARING, CRANKSHAFT 1	10	UR BROWN
	3GM-11416-30	PLANE BEARING, CRANKSHAFT 1	10	UR GREEN
	3GM-11416-40	PLANE BEARING, CRANKSHAFT 1	10	UR YELLOW
3	4FM-11631-00-A0	PISTON (STD)	4	
	4FM-11636-0C	PISTON (0.50MM O/S)	4	AP
4	4FM-11503-00	PISTON RING SET (STD)	4	
	4FM-11605-00	PISTON RING SET (0.50MM O/S)	4	AP
5	3GM-11633-00	PIN, PISTON	4	
6	93450-19095	CIRCLIP	8	
7	4FM-11650-01	CONNECTING ROD ASSY	4	
8	36Y-11654-00	BOLT, CONNECTING ROD	2	
9	90179-08327	NUT	2	
10	3GM-11656-00	PLANE BEARING, CONNECTING ROD	8	UR BLUE
	3GM-11656-10	PLANE BEARING, CONNECTING ROD	8	UR BLACK
	3GM-11656-20	PLANE BEARING, CONNECTING ROD	8	UR BROWN
	3GM-11656-30	PLANE BEARING, CONNECTING ROD	8	UR GREEN



4HD300-3030

B4

FIG. 4 VALVE

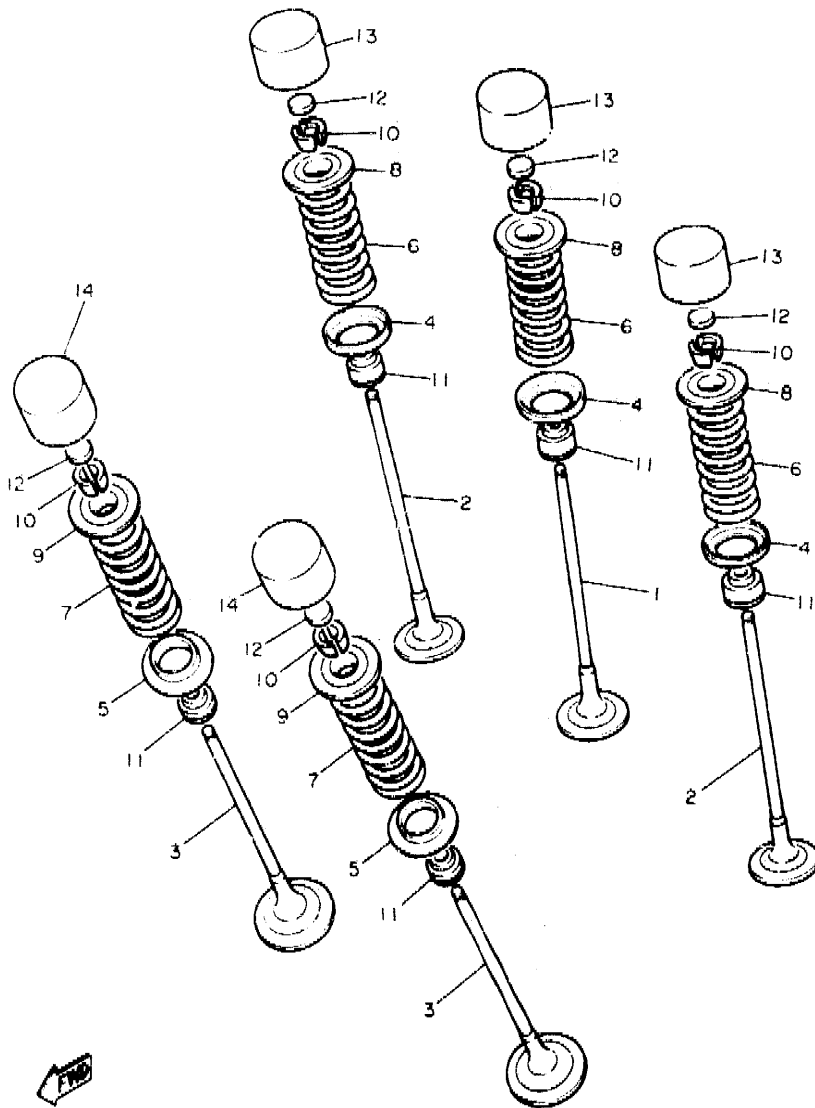


3LE332-9040

REF. NO.	PART NO.	DESCRIPTION	Q'TY	REMARKS
1	4FM-12111-00	VALVE, INTAKE	4	
2	4FM-12112-00	VALVE, INTAKE 2	8	
3	4FM-12121-00	VALVE, EXHAUST	8	
4	4FM-12116-00	SEAT, VALVE SPRING	12	
5	3GM-12126-00	SEAT, VALVE SPRING 2	8	
6	3FV-12113-00	SPRING, VALVE INNER	12	
7	3FV-12114-00	SPRING, VALVE OUTER	8	
8	3GM-12117-00	RETAINER, VALVE SPRING	12	
9	1WG-12117-00	RETAINER, VALVE SPRING	8	
10	1WG-12118-00	COTTER, VALVE	40	
11	1WG-12119-00	SEAL, VALVE STEM	20	
12	1HX-12168-00	PAD, ADJUSTING 2 (1.20)	20	UR
	1HX-12168-20	PAD, ADJUSTING 2 (1.25)	20	UR
	1HX-12168-40	PAD, ADJUSTING 2 (1.30)	20	UR
	1HX-12168-60	PAD, ADJUSTING 2 (1.35)	20	UR
	1HX-12168-80	PAD, ADJUSTING 2 (1.40)	20	UR
	1HX-12168-A0	PAD, ADJUSTING 2 (1.45)	20	UR
	1HX-12168-F0	PAD, ADJUSTING 2 (1.50)	20	UR
	1HX-12168-H1	PAD, ADJUSTING 2 (1.55)	20	UR
	1HX-12168-K1	PAD, ADJUSTING 2 (1.60)	20	UR
	1HX-12168-M1	PAD, ADJUSTING 2 (1.65)	20	UR
	1HX-12168-R1	PAD, ADJUSTING 2 (1.70)	20	UR
	1HX-12168-U1	PAD, ADJUSTING 2 (1.75)	20	UR
	1HX-12168-W1	PAD, ADJUSTING 2 (1.80)	20	UR
	1HX-12168-Y1	PAD, ADJUSTING 2 (1.85)	20	UR
	1HX-12169-11	PAD, ADJUSTING 2 (1.90)	20	UR
	1HX-12169-31	PAD, ADJUSTING 2 (1.95)	20	UR
	1HX-12169-50	PAD, ADJUSTING 2 (2.00)	20	UR

B5

FIG. 4 VALVE



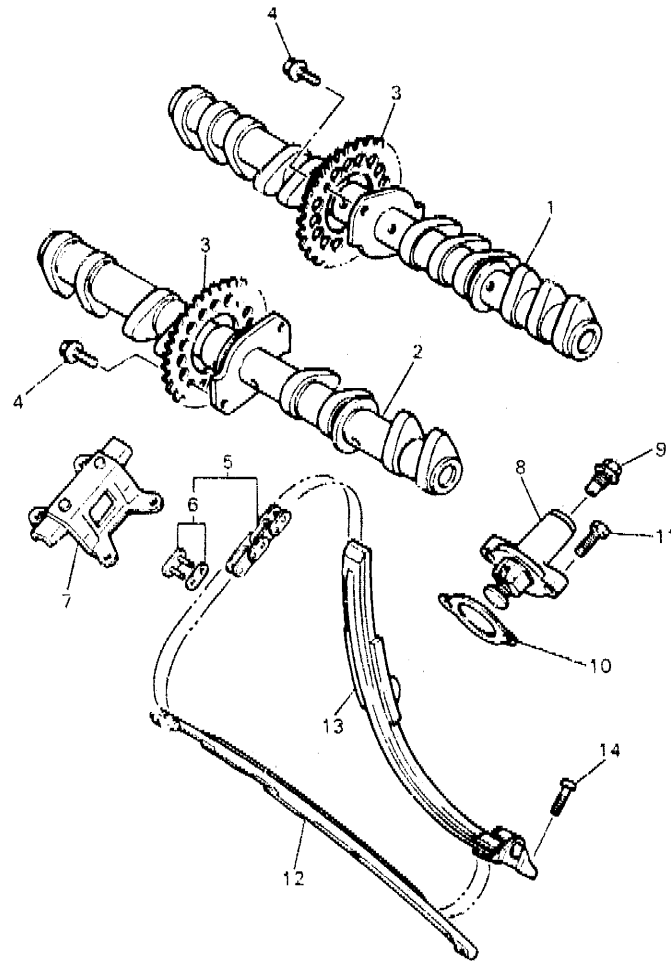
REF. NO.	PART NO.	DESCRIPTION	Q'TY	REMARKS
12	1HX-12169-70	PAD, ADJUSTING 2 (2.05)	20	UR
	1HX-12169-90	PAD, ADJUSTING 2 (2.10)	20	UR
	1HX-12169-E0	PAD, ADJUSTING 2 (2.15)	20	UR
	1HX-12169-G0	PAD, ADJUSTING 2 (2.20)	20	UR
	1HX-12169-J0	PAD, ADJUSTING 2 (2.25)	20	UR
	1HX-12169-L0	PAD, ADJUSTING 2 (2.30)	20	UR
	1HX-12169-N0	PAD, ADJUSTING 2 (2.35)	20	UR
	1HX-12169-T0	PAD, ADJUSTING 2 (2.40)	20	UR
13	3LN-12153-20	LIFTER, VALVE	12	UR BLUE
	3LN-12153-30	LIFTER, VALVE	12	UR RED
	3LN-12153-09	LIFTER, VALVE (O/S)	12	UR GREEN
14	3FV-12153-10	LIFTER, VALVE	8	UR YELLOW
	3FV-12153-09	LIFTER, VALVE (O/S)	8	UR GREEN



3LE332-9040

B6

FIG. 5 CAMSHAFT • CHAIN



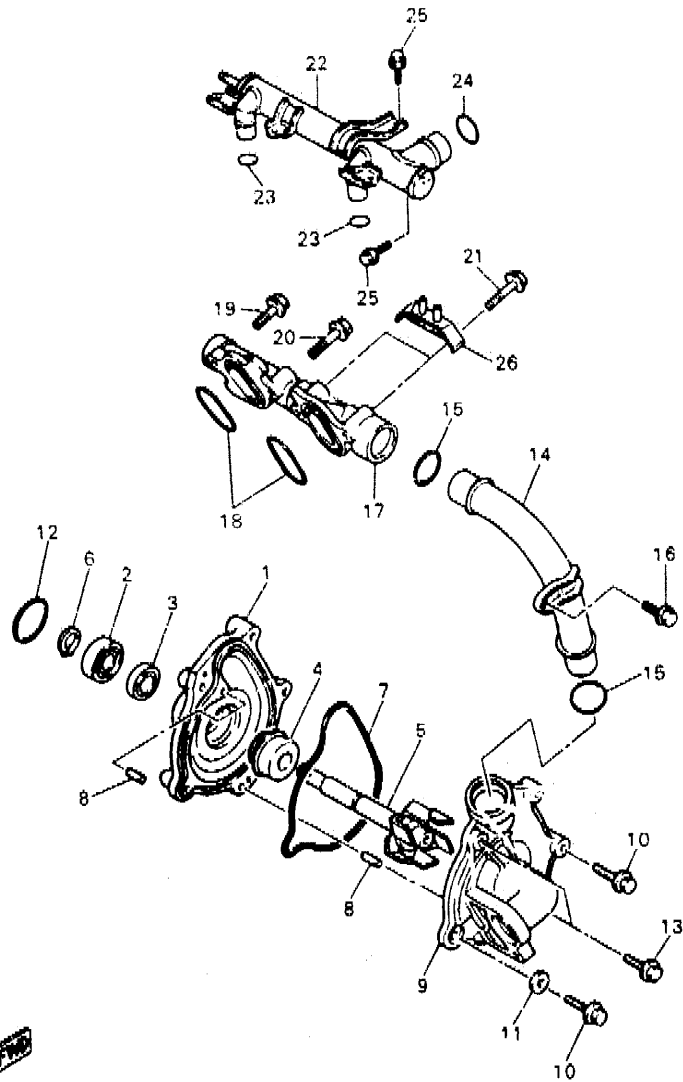
REF. NO.	PART NO.	DESCRIPTION	Q'TY	RE*MARKS
1	4HD-12171-00	CAMSHAFT 1	1	
2	4HD-12181-00	CAMSHAFT 2	1	
3	3GM-12176-00	SPROCKET, CAM CHAIN	2	
4	90105-07342	BOLT, WASHER BASED	4	
5	94580-81104	CHAIN (DID219FTS-104L)	1	
6	94680-81021	JOINT, CHAIN	1	
7	2GH-12241-00	GUIDE, STOPPER 2	1	
8	4FM-12210-00	TENSIONER ASSY, CAM CHAIN	1	
9	90109-112F1	BOLT	1	
10	4FM-12213-00	GASKET, TENSIONER CASE	1	
11	91317-06025	BOLT	2	
12	3FV-12251-00	DAMPER, CHAIN 1	1	
13	4FM-12252-00	DAMPER, CHAIN 2	1	
14	90109-065A8	BOLT	2	



4HD300-3050

B7

FIG. 6 WATER PUMP

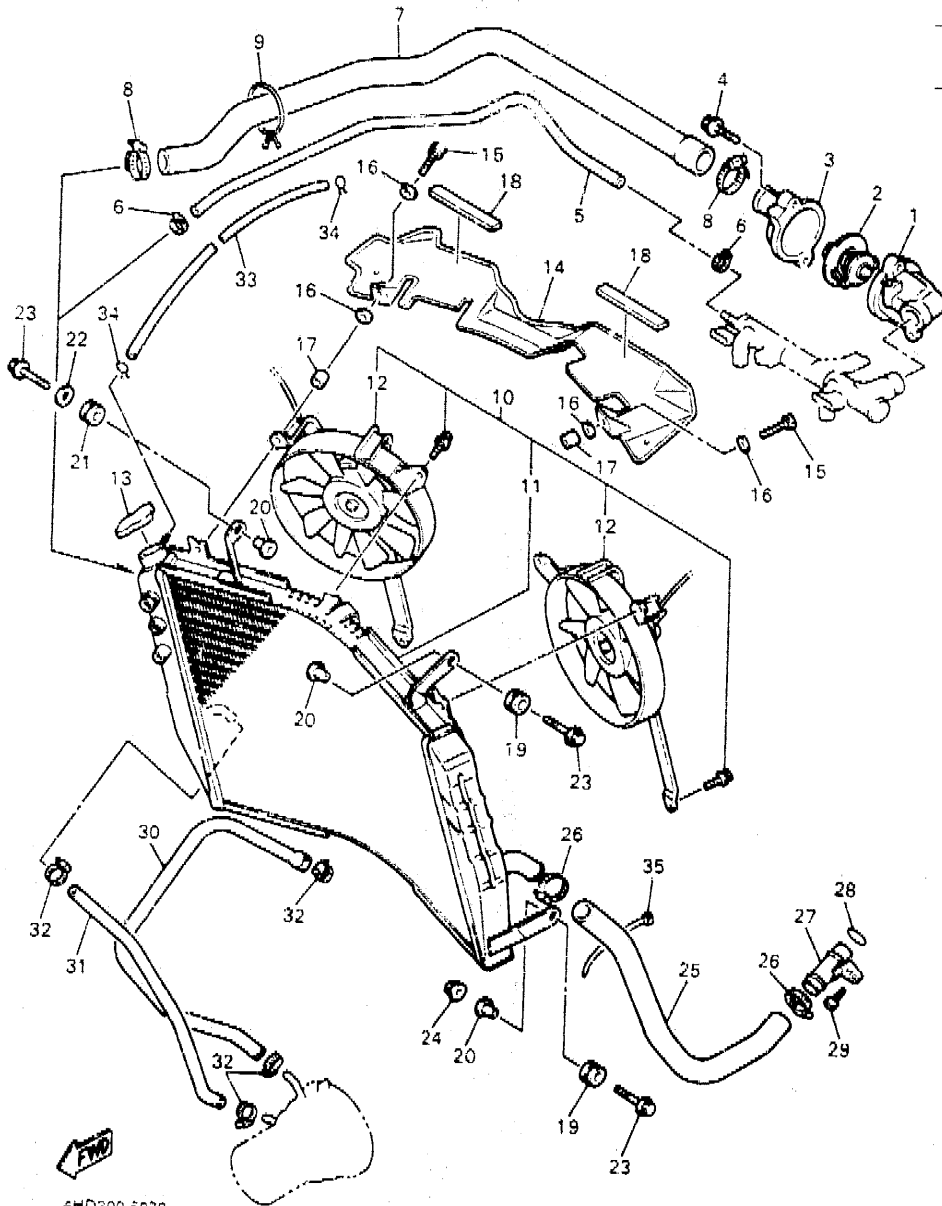


REF. NO.	PART NO.	DESCRIPTION	Q'TY	REMARKS
1	1UF-12421-09	HOUSING, WATER PUMP	1	
2	93306-00106	BEARING	1	
3	93101-12060	OIL SEAL	1	
4	11H-12438-00	SEAL, MECHANICAL	1	
5	1UF-12450-00	IMPELLER SHAFT ASSY	1	
6	99009-12400	CIRCLIP	1	
7	1AE-12439-00	O-RING	1	
8	93604-10011	PIN, DOWEL	2	
9	3GM-12422-00	COVER, HOUSING	1	
10	95027-06025	BOLT, FLANGE	3	
11	90430-06014	GASKET	1	
12	93210-33132	O-RING	1	
13	95027-06050	BOLT, FLANGE	2	
14	1AE-12481-01	PIPE 1	1	
15	93210-23787	O-RING	2	
16	95027-06012	BOLT, FLANGE	1	
17	3FV-12469-00	JOINT 1	1	
18	93210-30694	O-RING	2	
19	95027-06020	BOLT, FLANGE	1	
20	95027-06030	BOLT, FLANGE	1	
21	95027-06040	BOLT, FLANGE	2	
22	4FN-12482-00	PIPE 2	1	
23	93210-18417	O-RING	2	
24	93210-23787	O-RING	1	
25	95027-06010	BOLT	2	
26	2GH-14413-00	STAY	1	

4HS30C 5060

B8

FIG. 7 RADIATOR • HOSE

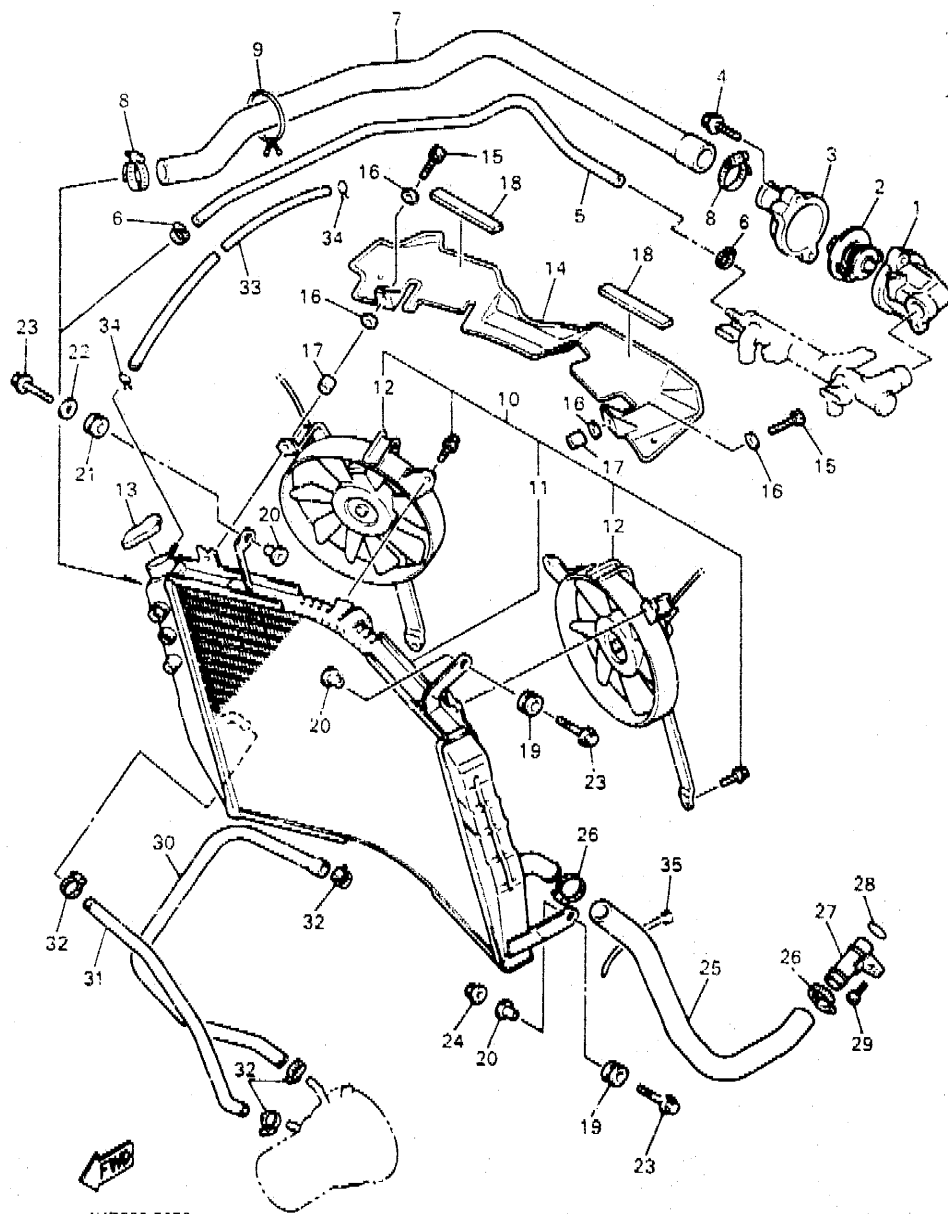


4HD300-8070

REF. NO.	PART NO.	DESCRIPTION	Q'TY	REMARKS
1	3GM-12417-00	HOUSING, THERMOSTAT	1	
2	4FM-12410-00	THERMOSTAT ASSY	1	
3	3GM-12413-00	COVER, THERMOSTAT	1	
4	95027-06025	BOLT, FLANGE	2	
5	4FM-1243A-10	HOSE 1	1	
6	90467-11087	CLIP	2	
7	4FM-12576-10	HOSE 1	1	
8	90450-38040	HOSE CLAMP ASSY	2	
9	90464-44109	CLAMP	1	
10	4FM-1240A-10	RADIATOR ASSY	1	
11	4FM-12461-10	RADIATOR	1	
12	4FM-12405-10	BLOWER ASSY	2	
13	22W-12462-00	CAP, RADIATOR	1	
14	4HD-12535-00	PLATE	1	
15	97007-06025	BOLT	2	
16	90201-06055	WASHER	4	
17	90387-064T3	COLLAR	2	
18	2TV-21638-00	DAMPER	2	
19	90480-15363	GROMMET	3	
20	90387-07391	COLLAR	4	
21	90480-10542	GROMMET	1	
22	90201-063J2	WASHER, PLATE	1	
23	95827-06025	BOLT, FLANGE	4	
24	95707-06500	NUT, FLANGE	2	
25	4FM-12579-10	HOSE 4	1	
26	90450-38040	HOSE CLAMP ASSY	2	
27	2GH-12484-00	PIPE 4	1	
28	93210-23787	O-RING	1	

B9

FIG. 7 RADIATOR • HOSE

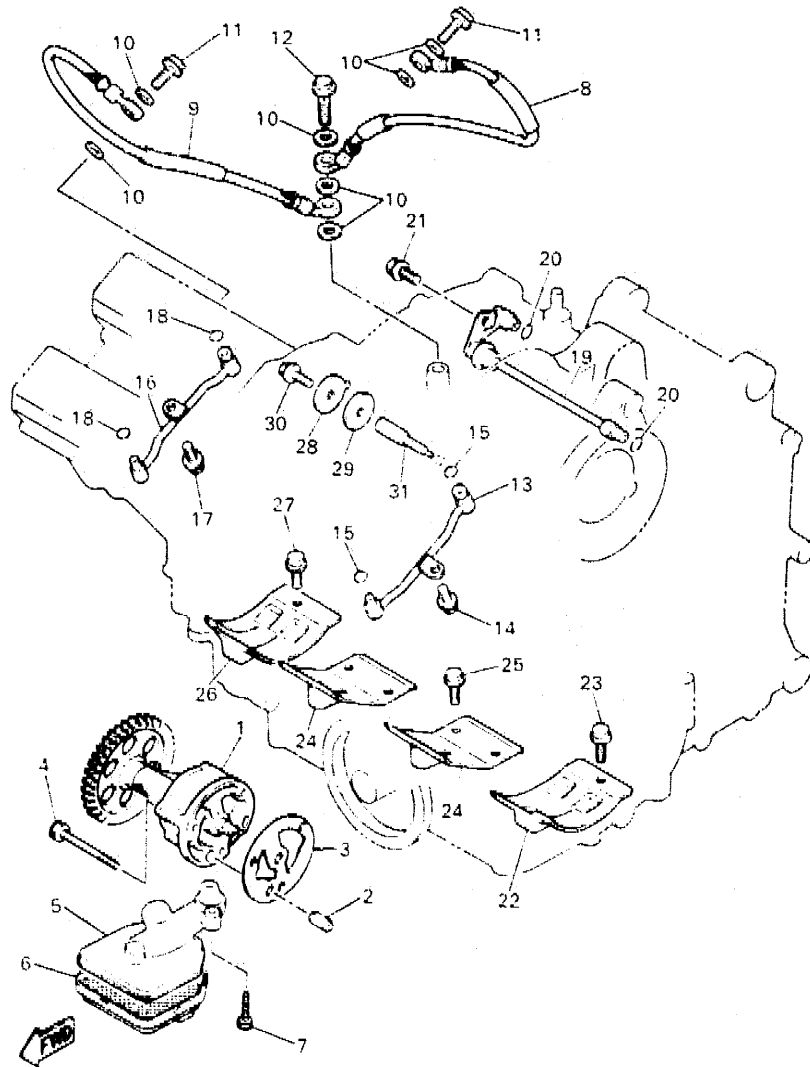


REF. NO.	PART NO.	DESCRIPTION	Q'TY	REMARKS
29	90110-06142	BOLT, HEXAGON SOCKET HEAD	1	
30	4FM-12588-01	HOSE 5	1	
31	4FM-12589-10	HOSE 6	1	
32	90450-22052	HOSE CLAMP ASSY	4	
33	90445-09635	HOSE	1	
34	90467-08003	CLAMP	2	
35	90465-13355	CLAMP	1	

4HD300-E070

B10

FIG. 8 OIL PUMP



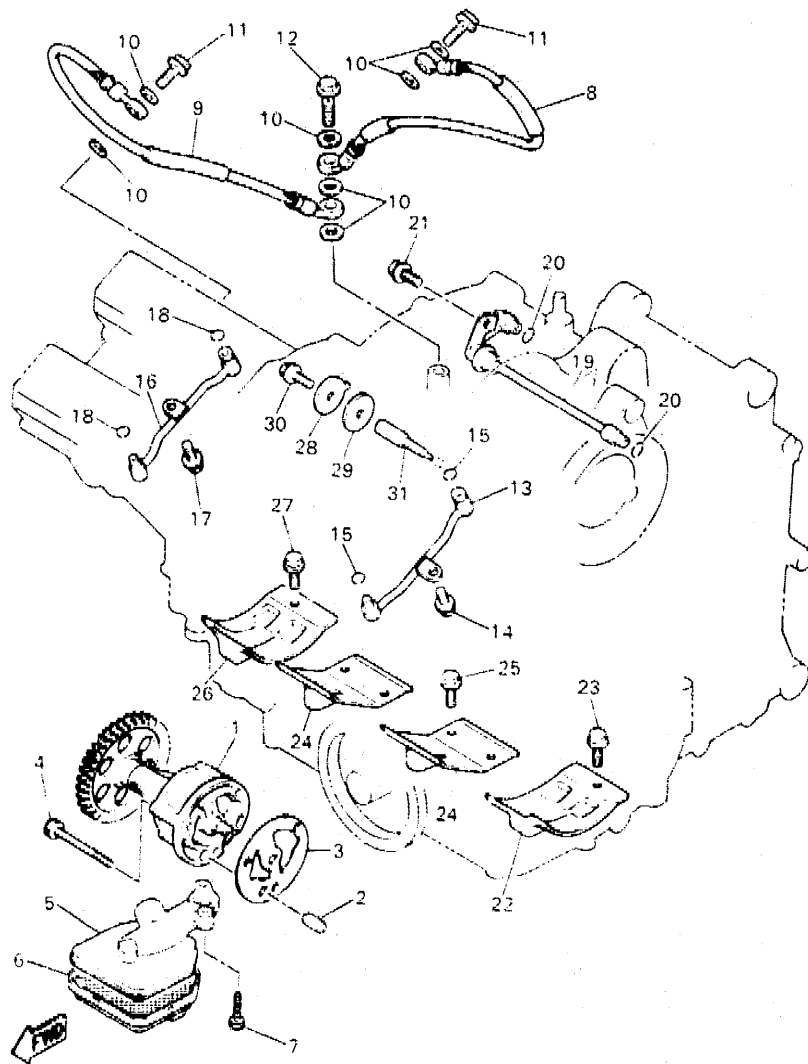
4H5300-3080

REF. NO.	PART NO.	DESCRIPTION	Q'TY	REMARKS
1	1AE-13300-00	OIL PUMP ASSY	1	
2	99510-08012	PIN, DOWEL	1	
3	2GH-13329-00	GASKET, PUMP COVER	1	
4	91317-06050	BOLT	3	
5	3GM-13412-50	HOUSING, STRAINER	1	
6	4FM-13411-00	STRAINER, OIL	1	
7	91317-06030	BOLT, HEXAGON SOCKET HEAD	2	
8	4BH-1316F-01	HOSE, OIL 1	1	
9	4BH-1316G-01	HOSE, OIL 2	1	
10	90430-10171	GASKET	7	
11	90401-10159	BOLT, UNION	2	
12	90401-10044	BOLT, UNION	1	
13	3GM-13181-00	PIPE, DELIVERY 3	1	
14	95027-06012	BOLT, FLANGE	1	
15	93210-06632	O-RING	2	
16	3GM-13191-00	PIPE, DELIVERY 4	1	
17	95027-06012	BOLT, FLANGE	1	
18	93210-06632	O-RING	2	
19	1AE-1316E-00	PIPE, DELEVERY 5	1	
20	93210-07135	O-RING	2	
21	95027-06012	BOLT, FLANGE	1	
22	2GH-15123-00	PLATE, BUFFLE 1	1	
23	95027-06012	BOLT, FLANGE	2	
24	1AE-15124-00	PLATE, BUFFLE 2	2	
25	95027-06012	BOLT, FLANGE	6	
26	2GH-15133-00	PLATE, BUFFLE 3	1	
27	95027-06012	BOLT, FLANGE	2	
28	90201-061M7	WASHER, PLATE	1	

B11

FIG. 8 OIL PUMP

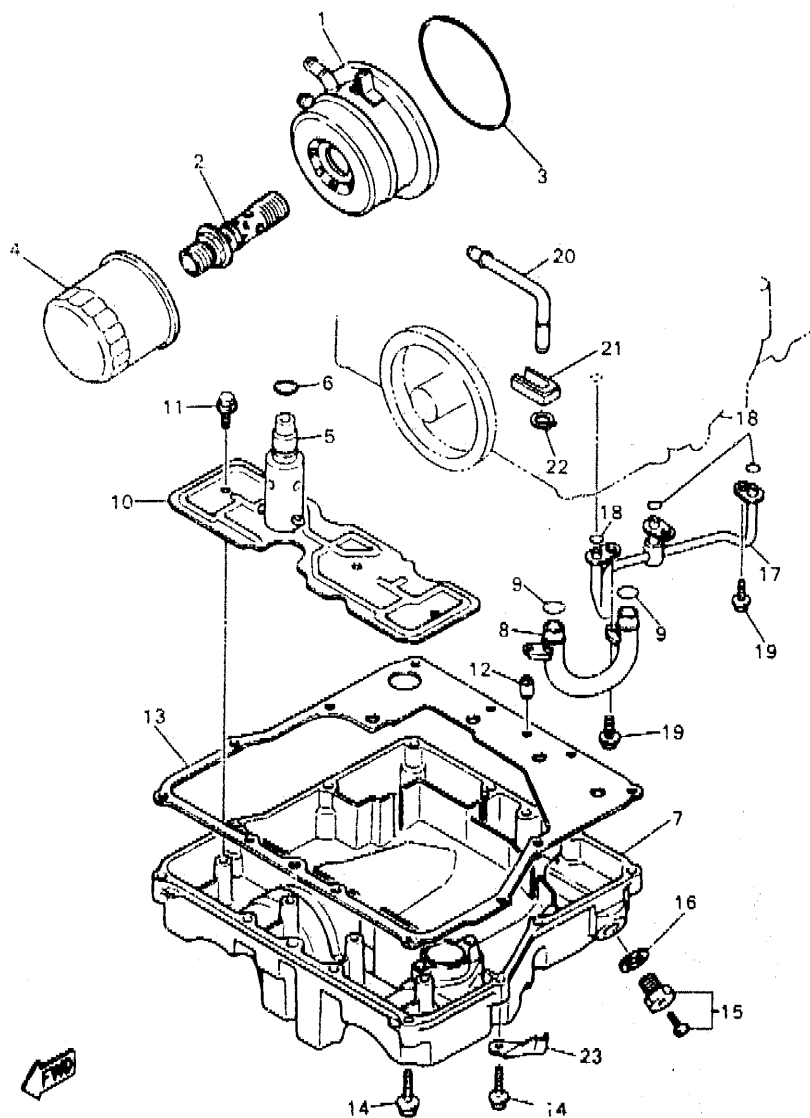
REF. NO.	PART NO.	DESCRIPTION	Q'TY	REMARKS
29	4FM-13475-00	GASKET	1	
30	95827-06016	BOLT, FLANGE	1	
31	3GM-13454-00	NOZZLE	1	



4HS300-3080

B12

FIG. 9 OIL CLEANER

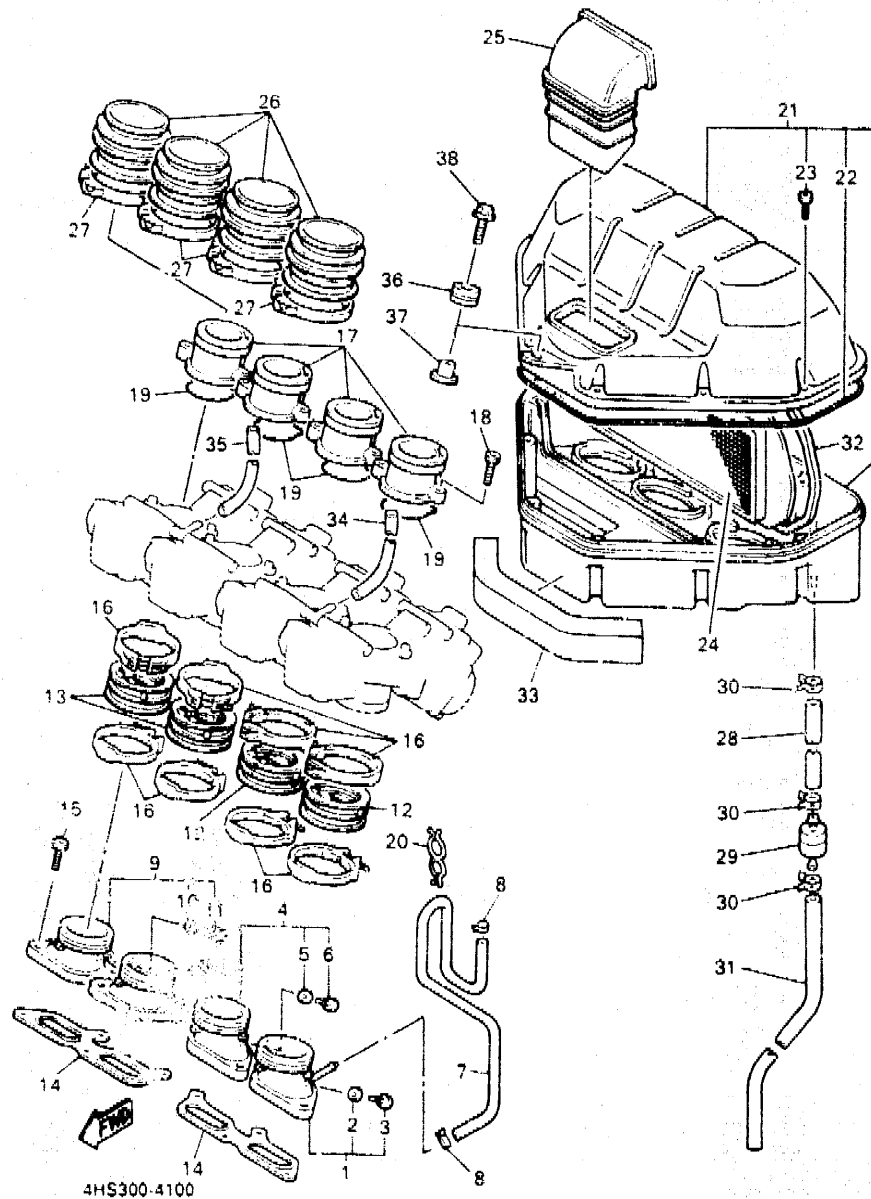


4HD300-5090

B13

REF. NO.	PART NO.	DESCRIPTION	Q'TY	REMARKS
1	4FM-13470-10	OIL COOLER ASSY	1	
2	90401-201E1	BOLT, UNION	1	
3	93210-87723	O-RING	1	
4	3FV-13440-00	ELEMENT ASSY, OIL CLEANER	1	
5	3KS-13490-00	RELIEF VALVE ASSY	1	
6	93210-15566	O-RING	1	
7	4FM-13417-00	COVER, STRAINER	1	
8	3FV-13416-01	PIPE, OIL 1	1	
9	93210-14579	O-RING	2	
10	3GM-13337-00	PLATE, BAFFLE LOWER	1	
11	95027-06010	BOLT, FLANGE	4	
12	99510-08016	PIN, DOWEL	2	
13	4FM-13414-00	GASKET, STRAINER COVER	1	
14	95027-06030	BOLT, FLANGE	12	
15	3VD-13455-00	PLUG	1	
16	214-11198-01	GASKET	1	
17	3GM-13161-01	PIPE, DELIVERY 1	1	
18	93210-06714	O-RING	3	
19	95027-06012	BOLT, FLANGE	3	
20	3GM-15373-00	PIPE, BREATHER	1	
21	3GM-13174-00	HOLDER, OIL PIPE	1	
22	99009-10400	CIRCLIP	1	
23	90465-08076	CLAMP	1	

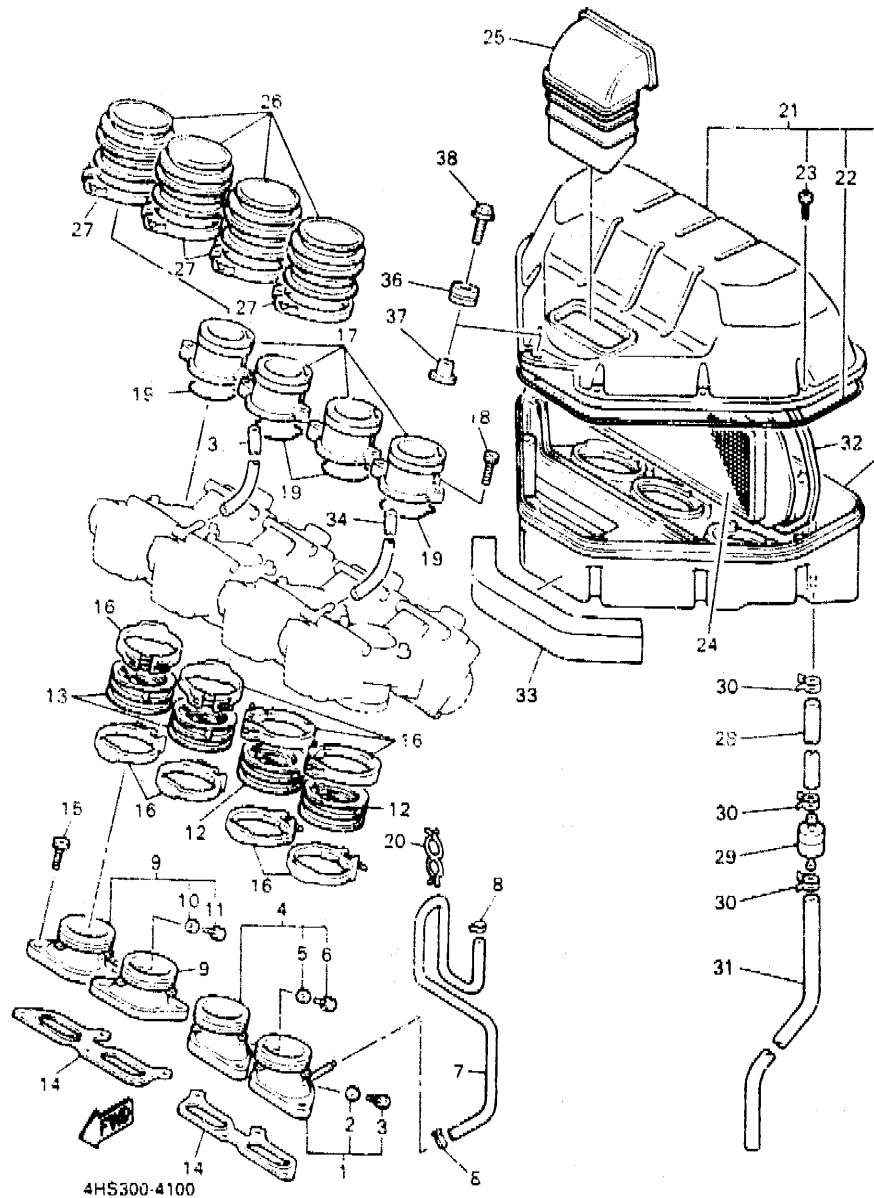
FIG. 10 INTAKE



REF. NO.	PART NO.	DESCRIPTION	Q'TY	REMARKS
1	4FN-13586-00	JOINT, CARBURETOR 1	1	
2	90430-06014	-GASKET	1	
3	91317-06012	-BOLT	1	
4	4FM-13586-00	JOINT, CARBURETOR 1	1	
5	90430-06014	-GASKET	1	
6	91317-06012	-BOLT	1	
7	3FV-2416A-00	HOSE	1	
8	90467-08092	CLIP	2	
9	4FM-13596-00	JOINT, CARBURETOR 2	2	
10	90430-06014	-GASKET	1	
11	91317-06012	-BOLT	1	
12	4FN-13597-00	JOINT, CARBURETOR 3	2	
13	4FN-13598-00	JOINT, CARBURETOR 4	2	
14	4FM-13556-01	GASKET, MANIFOLD	2	
15	91317-06020	BOLT	8	
16	90450-57034	HOSE CLAMP ASSY	8	
17	4FN-1440F-00	JOINT, AIR FILTER 1	4	
18	91317-05012	BOLT	8	
19	4FN-14561-00	O-RING	4	
20	90464-17184	CLAMP	1	
21	4FM-14401-00	AIR CLEANER CASE ASSY	1	
22	4FM-14452-00	-SEAL	1	
23	97707-50525	-SCREW, TAPPING	8	
24	4FM-14451-00	ELEMENT, AIR CLEANER	1	
25	4FN-14437-00	DUCT	1	
26	4FN-14453-00	JOINT, AIR CLEANER 1	4	
27	90460-65195	CLAMP, HOSE	4	
28	1HX-1443E-00	PIPE, DRAIN	1	

B14

FIG. 10 INTAKE



REF. NO.	PART NO.	DESCRIPTION	Q'TY	REMARKS
29	4X7-2149Y-00	FILTER ASSY	1	
30	90467-11106	CLIP	3	
31	90445-116H6	HOSE	1	
32	4FM-14462-00	SEAL	1	
33	4FN-14467-00	SEAL	1	
34	90445-11293	HOSE	1	
35	90445-116H8	HOSE	1	
36	90480-12314	GROMMET	1	
37	90387-065J6	COLLAR	1	
38	95807-06020	BOLT, FLANGE	1	

B15

CONTENTS

GENERAL SPEC.

ENGINE

Cylinder Head	B2
Cylinder	B3
Crankshaft · Piston	B4
Valve	B5 ~ B6
Camshaft · Chain	B7
Water Pump	B8
Radiator · Hose	B9 ~ B10
Oil Pump	B11 ~ B12
Oil Cleaner	B13
Intake	B14 ~ B15
Carburetor	C2 ~ C3
Exhaust	C4
Crankcase	C5 ~ C6
Crankcase Cover 1	C7 ~ C8
Starter	C9
Clutch	C10
Transmission	C11 ~ C12
Shift Cam · Fork	C13
Shift Shaft	C14

CHASSIS

Frame	C15 ~ D2
Fender	D3 ~ D4
Side Cover	D5
Rear Arm	D6 ~ D7
Rear Suspension	D8
Steering	D9
Front Fork	D10 ~ D11
Fuel Tank	D12 ~ D13

Seat	D14
Front Wheel	D15
Front Brake Caliper	E2
Rear Wheel	E3 ~ E4
Rear Brake Caliper	E5
Steering Handle · Cable	E6
Front Master Cylinder	E7 ~ E8
Front Master Cylinder 2	E9
Stand · Footrest	E10 ~ E11
Rear Master Cylinder	E12 ~ E13
Cowling 1	E14 ~ E15
Cowling 2	F2 ~ F3
Generator	F4
Pick Up Coil · Governor	F5
Starting Motor	F6
Flasher Light	F7
Meter	F8
Headlight	F9
Taillight	F10
Electrical 1	F11
Electrical 2	F12

INDIVIDUAL SPEC. FOR ITALY

Alternate (Headlight)	F14
-----------------------------	-----

FOR HOLLAND

Alternate (Headlight)	G2
-----------------------------	----

FOR ENGLAND, IRELAND

Alternate (Meter)	G4
Alternate (Headlight)	G5

INDEX

NUMERICAL INDEX	L1 ~ L5
-----------------------	---------

CONTENTS

GENERAL SPEC.

ENGINE

Cylinder Head	B2
Cylinder	B3
Crankshaft - Piston	B4
Valve	B5 - B6
Camshaft - Chain	B7
Water Pump	B8
Radiator - Hose	B9 - B10
Oil Pump	B11 - B12
Oil Cleaner	B13
Intake	B14 - B15
Carburetor	C2 - C3
Exhaust	C4
Crankcase	C5 - C6
Crankcase Cover 1	C7 - C8
Starter	C9
Clutch	C10
Transmission	C11 - C12
Shift Cam - Fork	C13
Shift Shaft	C14

CHASSIS

Frame	C15 - D2
Fender	D3 - D4
Side Cover	D5
Rear Arm	D6 - D7
Rear Suspension	D8
Steering	D9
Front Fork	D10 - D11
Fuel Tank	D12 - D13

Seat	D14
Front Wheel	D15
Front Brake Caliper	E2
Rear Wheel	E3 - E4
Rear Brake Caliper	E5
Steering Handle - Cable	E6
Front Master Cylinder	E7 - E8
Front Master Cylinder 2	E9
Stand - Footrest	E10 - E11
Rear Master Cylinder	E12 - E13
Cowling 1	E14 - E15
Cowling 2	F2 - F3
Generator	F4
Pick Up Coil - Governor	F5
Starting Motor	F6
Flasher Light	F7
Meter	F8
Headlight	F9
Taillight	F10
Electrical 1	F11
Electrical 2	F12

INDIVIDUAL SPEC. FOR ITALY

Alternate (Headlight)	F14
-----------------------------	-----

FOR HOLLAND

Alternate (Headlight)	G2
-----------------------------	----

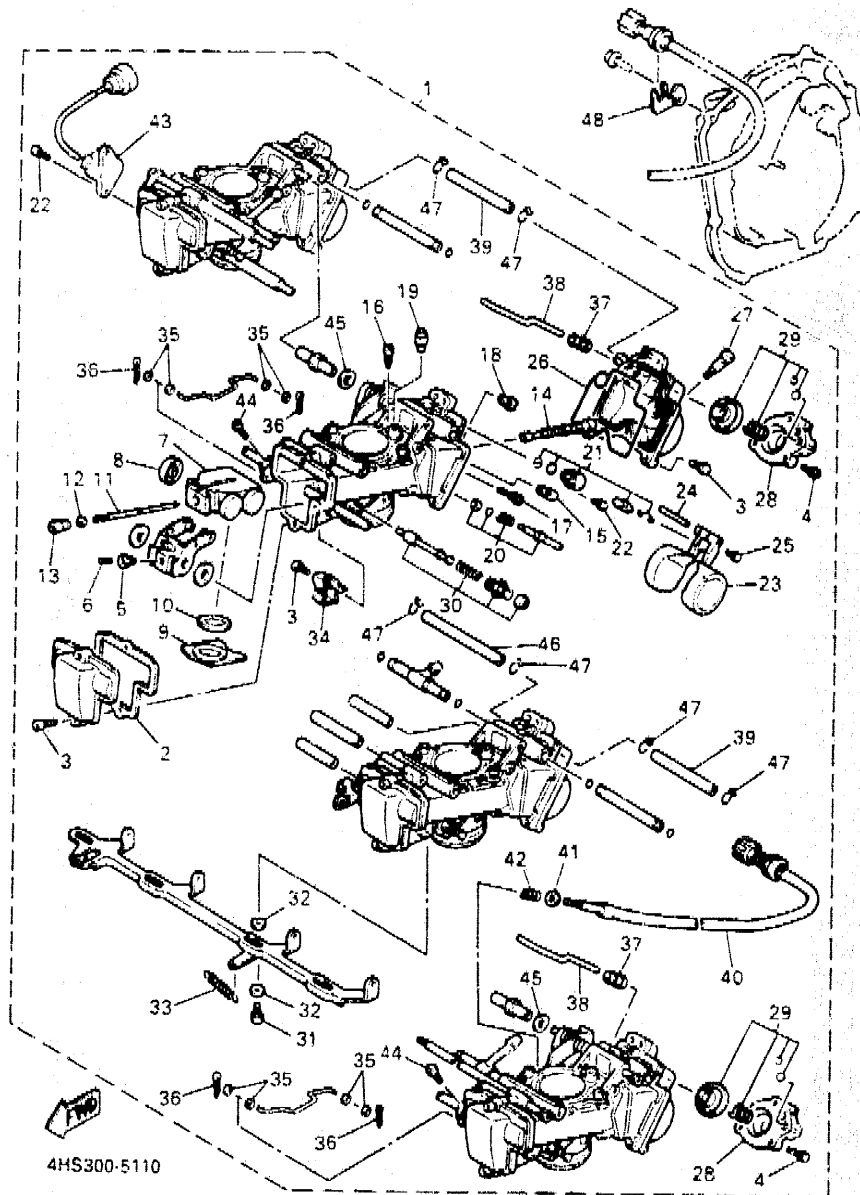
FOR ENGLAND, IRELAND

Alternate (Meter)	G4
Alternate (Headlight)	G5

INDEX

NUMERICAL INDEX	L1 - L5
-----------------------	---------

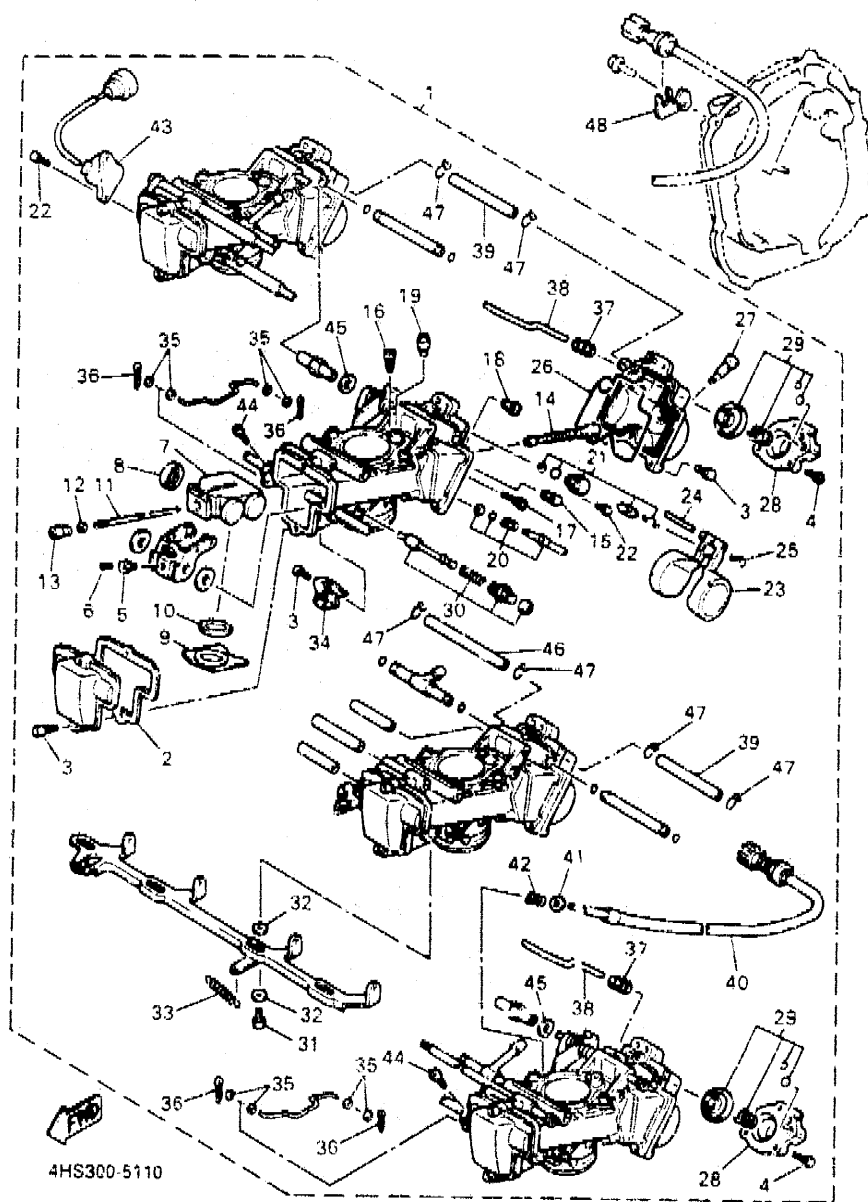
FIG. 11 CARBURETOR



REF. NO.	PART NO.	DESCRIPTION	Q'TY	REMARKS
1	4HS-14900-10	CARBURETOR ASSY	1	
2	4FN-14959-00	-GASKET	4	
3	91316-04010	-BOLT	20	
4	91316-04008	-BOLT	6	
5	3TJ-14393-40	-NUT, CROWN	4	
6	3TJ-14522-40	-SCREW, ADJUST	4	
7	4FN-14340-00	-VALVE ASSY	4	
8	3TJ-14267-40	-ROLLER	4	
9	4FN-14546-00	-VALVE, NEEDLE	4	
10	4FN-14997-00	-SEAL	4	
11	4HS-14916-00	-NEEDLE	4	
12	3TJ-14159-40	-CLIP	4	
13	3TJ-14521-40	-SCREW, ADJUST	4	
14	4FN-14947-00	-JET, NEEDLE	4	
15	3TJ-14943-32	-JET, MAIN (#125)	4	
16	3TJ-14943-15	-JET, MAIN (#70)	4	
17	3TJ-14948-03	-JET (#40)	4	
18	3TJ-1494F-11	-JET	4	
19	7A9-14943-31	-JET, MAIN (#120)	4	
20	4FN-14105-00	-PILOT SCREW SET	4	
21	4FN-14107-00	-NEEDLE VALVE SET	4	
22	3TJ-14216-40	-SCREW	6	
23	4FN-14985-00	-FLOAT	4	
24	663-14548-00	-PIN, FLOAT ARM	4	
25	98580-04008	-SCREW, PAN HEAD	4	
26	3TJ-14984-40	-GASKET, FLOAT CHAMBER	4	
27	3TJ-14191-40	-PLUG, DRAIN	4	
28	3TJ-14293-40	-COVER 1	2	

C2

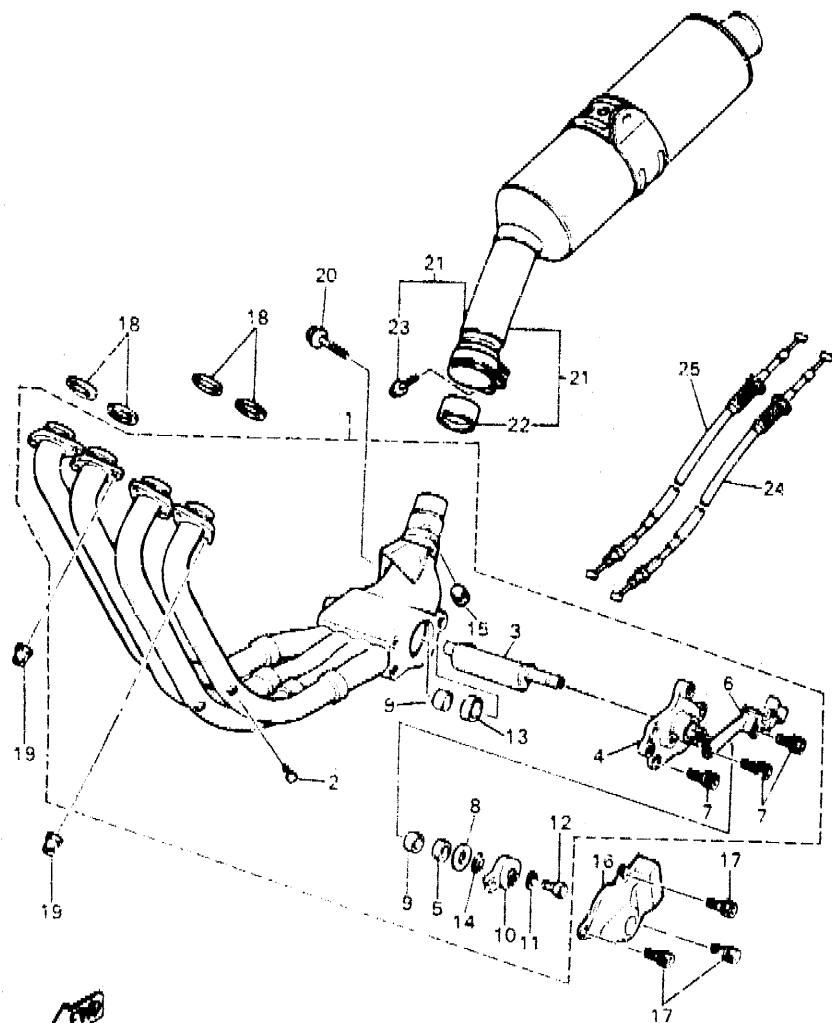
FIG. 11 CARBURETOR



REF. NO.	PART NO.	DESCRIPTION	QTY	REMARKS
28	3TJ-1490A-40	•DIAPHRAGM SET, 1	2	
30	3TJ-1410A-40	•STARTER SET	4	
31	3TJ-14245-40	•SCREW, GUIDE	3	
32	90202-06056	•WASHER, PLATE	6	
33	3TJ-14935-40	•SPRING	1	
34	4FN-14261-00	•HOLDER	1	
35	90202-03052	•WASHER, PLATE	8	
36	3TJ-14365-40	•PIN, CLEVIS	4	
37	3TJ-14968-40	•CAP	2	
38	3TJ-14378-40	•ROD, STARTER	2	
39	4FN-14294-00	•HOSE	2	
40	4HS-14922-00	•SCREW, THROTTLE	1	
41	90201-08410	•WASHER, PLATE	1	
42	4FN-14934-00	•SPRING, THROTTLE STOP	1	
43	4FN-85885-00	•THROTTLE SENSOR ASSY	1	
44	3TJ-14325-40	•SCREW, PAN HEAD	2	
45	90201-08333	•WASHER, PLATE	2	
45	4FN-14298-00	•PIPE	1	
47	3TJ-14137-40	•CLIP	6	
48	4FN-14413-00	STAY	1	

C3

FIG. 12 EXHAUST

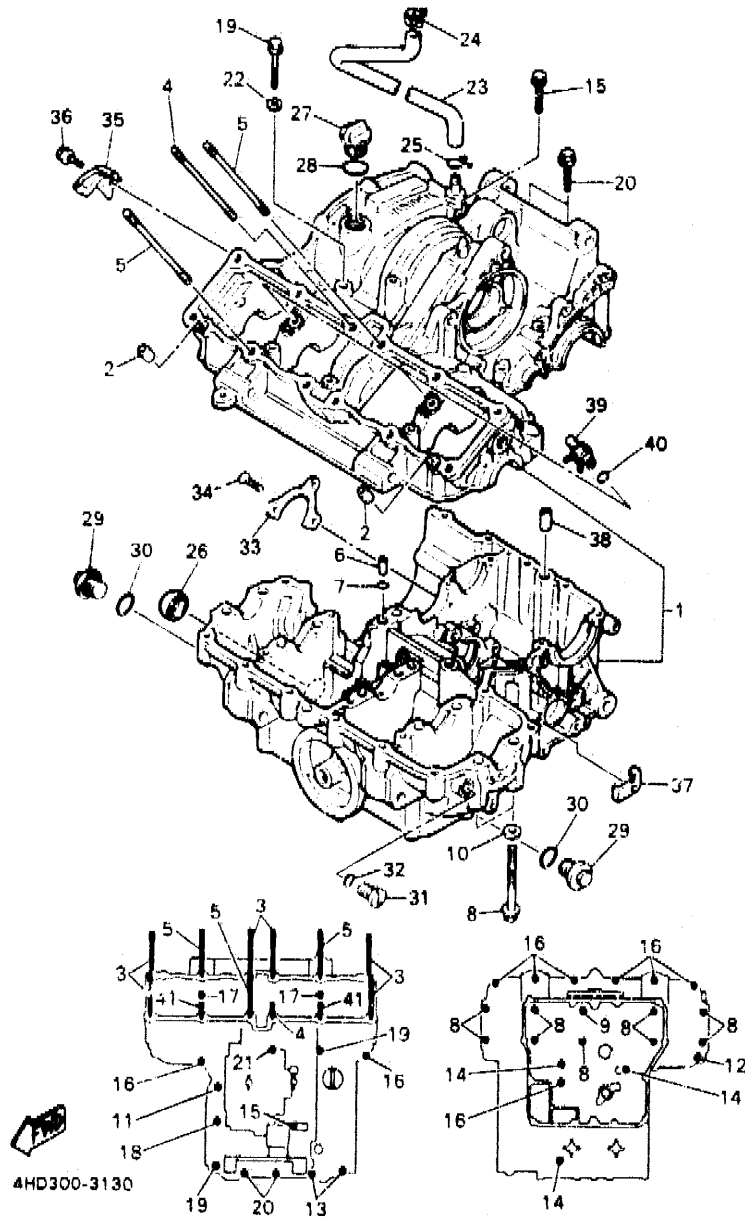


REF. NO.	PART NO.	DESCRIPTION	QTY	REMARKS
1	4FM-14610-10	EXHAUST PIPE ASSY 1	1	
2	90101-06576	•BOLT	4	
3	3GM-14821-00	•ARM, SHAFT (VALVE)	1	
4	3GM-14811-00	•HOUSING	1	
5	2TK-14845-00	•DUST COVER ASSY	1	
6	2TK-14867-01	•BRACKET	1	
7	90119-06115	•BOLT, WITH WASHER	3	
8	90201-106M5	•WASHER, PLATE	1	
9	90380-10195	•BUSH, SOLID	2	
10	2TK-14865-01	•PULLEY	1	
11	82990-05200	•WASHER, PLAIN	1	
12	97080-05012	•BOLT	1	
13	90387-106U7	•COLLAR	1	
14	3GM-14683-00	•SPRING, HOOK	1	
15	4FM-24181-00	•DAMPER, LOCATING 1	1	
16	4HD-14826-00	PROTECTOR, EXHAUST	1	
17	90119-06187	BOLT, WITH WASHER	3	
18	4FM-14613-00	GASKET, EXHAUST PIPE	4	
19	90179-08410	NUT	8	
20	95817-08035	BOLT, FLANGE	1	
21	4HD-14710-00	MUFFLER ASSY 1	1	
22	3HE-14755-00	•GASKET, SILENCER	1	
23	95817-08025	•BOLT, FLANGE	1	
24	4FM-1133E-00	CABLE, PULLEY 1	1	
25	4FM-1133F-00	CABLE, PULLEY 2	1	

4HD300-3120

C4

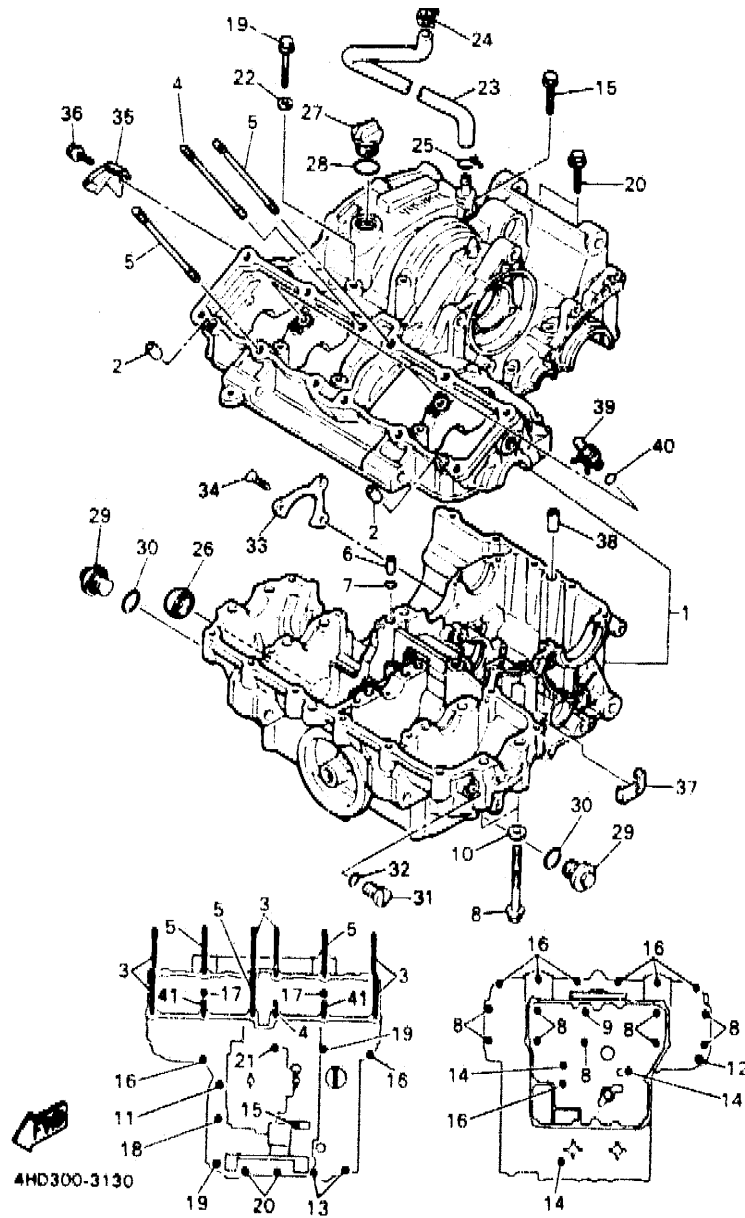
FIG. 13 CRANKCASE



REF. NO.	PART NO.	DESCRIPTION	Q'TY	REMARKS
1	3GM-15100-52	CRANKCASE ASSY	1	
2	99530-10014	PIN, DOWEL	2	
3	90116-10529	BOLT, STUD	6	
4	90116-10528	BOLT, STUD	1	
5	90116-10569	BOLT, STUD	3	
6	90387-05383	COLLAR	1	
7	93210-07135	O-RING	1	
8	90105-09373	BOLT, WASHER BASED	9	
9	90105-09580	BOLT, WASHER BASED	1	
10	90201-096J9	WASHER, PLATE	4	
11	95817-08035	BOLT, FLANGE	1	
12	95817-08045	BOLT, FLANGE	1	
13	95817-06060	BOLT, FLANGE	2	
14	95817-06080	BOLT, FLANGE	3	
15	95817-06140	BOLT, FLANGE	1	
16	95817-08045	BOLT, FLANGE	9	
17	95817-08055	BOLT, FLANGE	2	
18	95817-08065	BOLT, FLANGE	1	
19	95817-08090	BOLT, FLANGE	2	
20	95817-08060	BOLT, FLANGE	2	
21	90105-09555	BOLT, WASHER BASED	1	
22	90201-08087	WASHER, PLATE	1	
23	3FV-11166-00	PIPE, BREATHER 1	1	
24	90467-15054	CLIP	1	
25	90467-14015	CLIP	1	
26	90338-30096	PLUG	1	
27	3FV-15363-00	PLUG, OIL	1	
28	93210-27778	O-RING	1	

C5

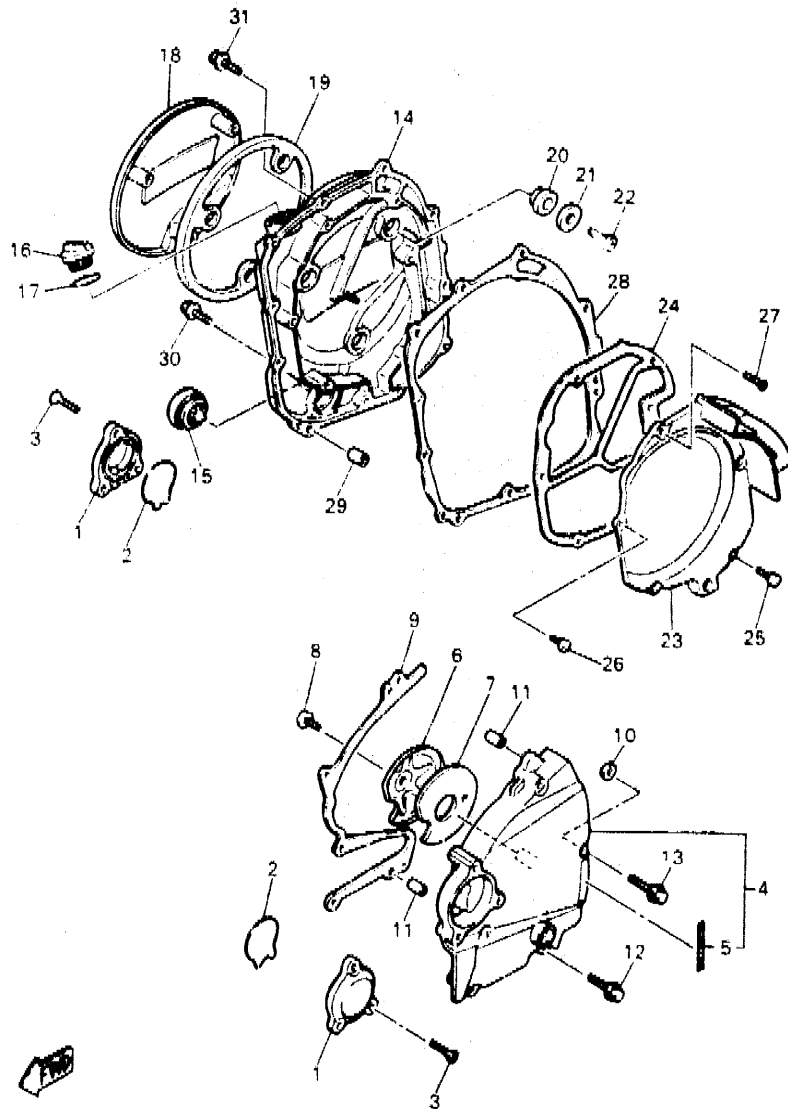
FIG. 13 CRANKCASE



REF. NO.	PART NO.	DESCRIPTION	Q'TY	REMARKS
29	4H7-15189-00	PLUG	2	
30	93210-20573	O-RING	2	
31	90340-14068	PLUG, STRAIGHT SCREW	1	
32	93210-14369	O-RING	1	
33	1AE-15383-00	PLATE, BEARING COVER	1	
34	90151-06014	SCREW, COUNTERSUNK	3	
35	90462-08184	CLAMP	1	
36	95027-06012	BOLT, FLANGE	1	
37	90462-08156	CLAMP	1	
38	99510-12016	PIN, DOWEL	1	
39	3FV-15105-00	NOZZLE ASSY	2	
40	93210-06632	O-RING	2	
41	90116-10588	BOLT, STUD	2	

C6

FIG. 14 CRANKCASE COVER 1

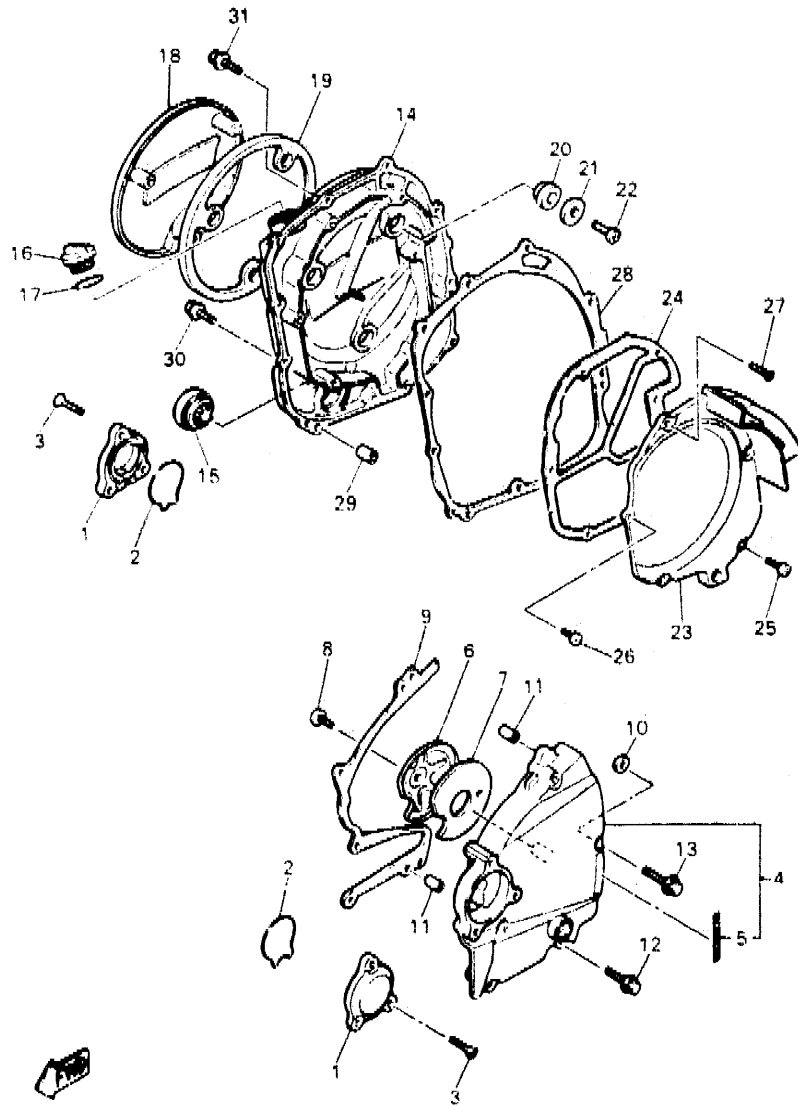


4HD300-3140

REF. NO.	PART NO.	DESCRIPTION	Q'TY	REMARKS
1	3GM-15416-00	COVER, OIL PUMP	2	
2	1AE-15456-00	GASKET, OIL PUMP COVER 1	2	
3	90152-08014	SCREW, COUNTERSUNK	6	
4	4FM-15410-01	CRANKCASE COVER ASSY 1	1	
5	1TV-15435-00	EMBLEM	1	
6	3GM-15427-00	COVER, CAP 2	1	
7	1AE-15316-00	DAMPER, ENGINE MOUNT 1	1	
8	92017-06010	SCREW	1	
9	4FM-15451-00	GASKET, CRANKCASE COVER 1	1	
10	4FM-15467-00	GASKET	1	
11	99510-08012	PIN, DOWEL	2	
12	95027-06040	BOLT, FLANGE	3	
13	95027-06050	BOLT, FLANGE	2	
14	4FM-15421-00	COVER, CRANKCASE 2	1	
15	3Y1-15361-00	GAUGE, LEVEL	1	
16	4FM-15362-00	PLUG, OIL LEVEL	1	
17	93210-27778	O-RING	1	
18	3GM-15417-00	COVER, CAP	1	
19	3GM-15449-00	RING, RUBBER	1	
20	4H7-15486-00	GROMMET	3	
21	90209-06096	WASHER	3	
22	98507-06010	SCREW, PAN HEAD	3	
23	3GM-15346-00	BREATHER 1	1	
24	4FM-15463-00	GASKET, CARBURETOP COVER 2	1	
25	98507-06020	SCREW, PAN HEAD	4	
26	90157-06104	SCREW, PAN HEAD	1	
27	90152-08024	SCREW, COUNTERSUNK	1	
28	4FM-15461-00	GASKET, CRANKCASE COVER 2	1	

C7

FIG. 14 CRANKCASE COVER 1

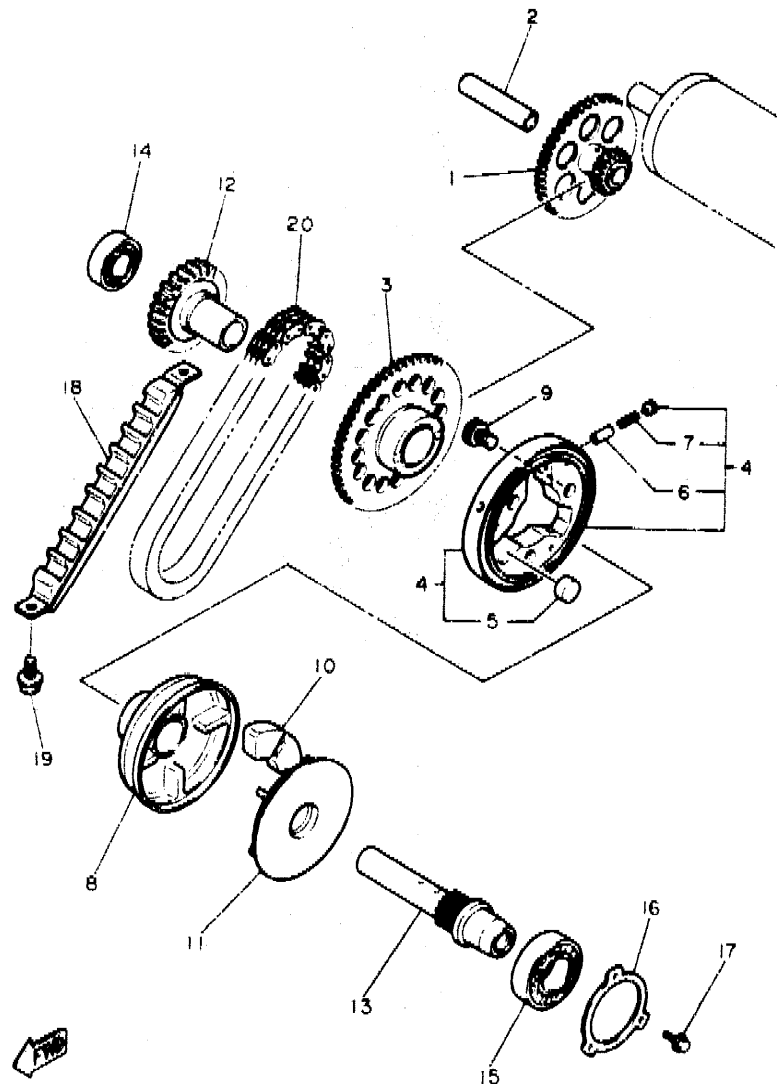


REF. NO.	PART NO.	DESCRIPTION	Q'TY	REMARKS
29	98510-08012	PIN, DOWEL	2	
30	95027-06030	BOLT, FLANGE	2	
31	95027-06020	BOLT, FLANGE	9	

4HD30C-3140

C8

FIG. 15 STARTER

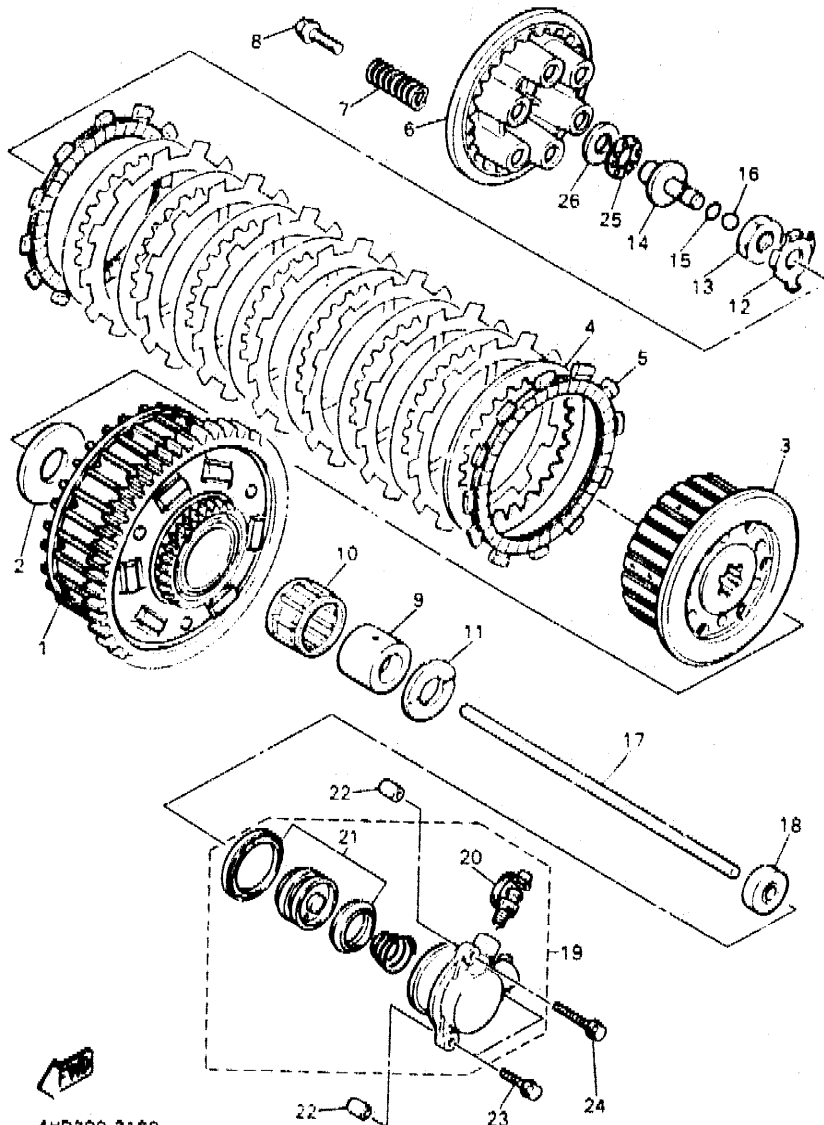


3KS301-9150

REF. NO.	PART NO.	DESCRIPTION	Q'TY	REMARKS
1	3GM-15512-00	GEAR, IDLER 1	1	
2	51Y-15521-00	SHAFT 1	1	
3	4BH-15517-00	GEAR, IDLER 2	1	
4	3GM-15580-00	STARTER CLUTCH OUTER ASSY	1	
5	93615-12088	-PIN, DOWEL	3	
6	1J7-15583-01	-CAP, STARTER CLUTCH SPRING	3	
7	90501-04623	-SPRING, COMPRESSION	3	
8	3GM-15524-00	WHEEL, STARTER	1	
9	90110-08177	BOLT, HEXAGON SOCKET HEAD	3	
10	4H7-16155-01	ABSORBER 1	4	
11	3GM-15689-00	RETAINER	1	
12	3GM-15519-00	SPROCKET, STARTER 2	1	
13	3GM-15522-00	SHAFT 2	1	
14	93306-20335	BEARING	1	
15	93306-20541	BEARING (B6205)	1	
16	1AE-15381-00	PLATE, BEARING COVER	1	
17	95027-06016	BOLT, FLANGE	3	
18	3GM-11474-00	GUIDE, UPPER	1	
19	95817-06014	BOLT, FLANGE	2	
20	4FM-11456-00	CHAIN, PRIMARY	1	

C9

FIG. 16 CLUTCH

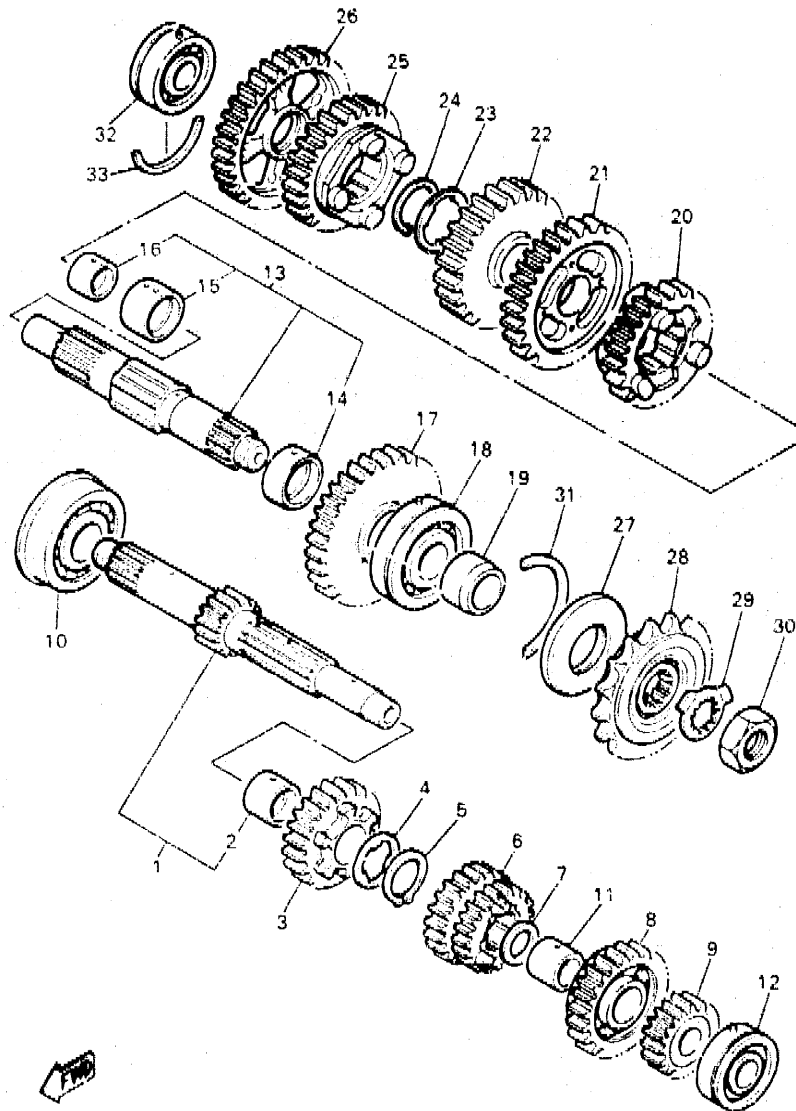


4HD300-3160

REF. NO.	PART NO.	DESCRIPTION	Q'TY	REMARKS
1	4FM-16150-00	PRIMARY DRIVEN GEAR COMP.	1	
2	1AE-16154-00	PLATE, THRUST 1	1	
3	2GH-16371-00	BOSS, CLUTCH	1	
4	3J2-16324-00	PLATE, CLUTCH 1	8	
5	4FN-16321-00	PLATE, FRICTION	9	
6	58L-16351-00	PLATE, PRESSURE 1	1	
7	90501-225A9	SPRING, COMPRESSION	6	
8	90159-06123	SCREW, WITH WASHER	6	
9	90560-25270	SPACER	1	
10	93310-340N8	BEARING, CYLINDRICAL	1	
11	1AE-16164-00	PLATE, THRUST 2	1	
12	90215-20231	WASHER, LOCK	1	
13	90170-20327	NUT	1	
14	1LJ-16356-00	ROD, PUSH 1	1	
15	93210-06632	O-RING	1	
16	93511-32027	BALL	1	
17	1AE-16357-00	ROD, PUSH 2	1	
18	93109-08061	OIL SEAL	1	
19	1TV-16381-10	PUSH LEVER COMP.	1	
20	38Y-W0048-00	BREED SCREW KIT	1	
21	26H-W0098-00	PUSH LEVER SEAL KIT	1	
22	99510-08012	PIN, DOWEL	2	
23	95027-06030	BOLT, FLANGE	2	
24	95027-06090	BOLT, FLANGE	1	
25	93340-21505	BEARING, THRUST	1	
26	90201-150H2	WASHER, PLATE	1	

C10

FIG. 17 TRANSMISSION

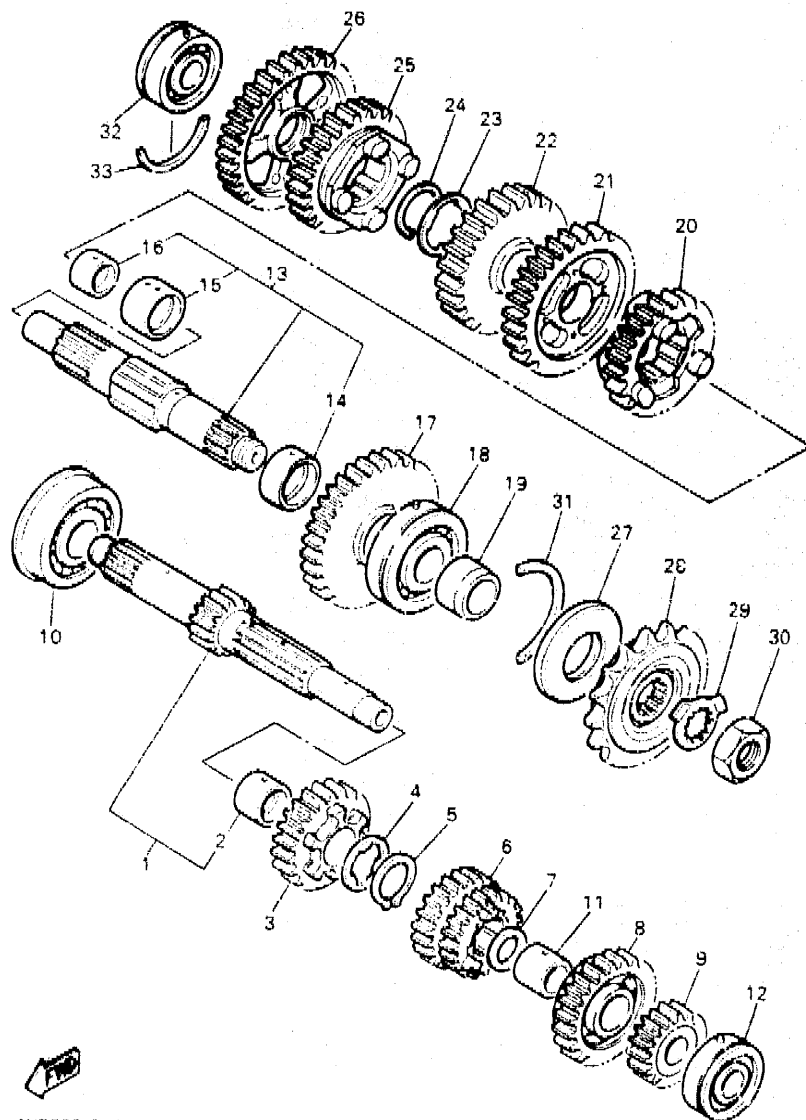


4HS300-3170

REF. NO.	PART NO.	DESCRIPTION	Q'TY	REMARKS
1	4FN-W1741-00	MAIN AXLE ASSY	1	
2	90387-253M6	COLLAR	1	
3	4FN-17151-00	GEAR, 5TH PINION	1	
4	90209-22191	WASHER	1	
5	93440-25084	CIRCLIP	1	
6	4FN-17131-00	GEAR, 3RD PINION	1	
7	90201-200K3	WASHER, PLATE	1	
8	4FN-17181-00	GEAR, 6TH PINION	1	
9	3FV-17121-00	GEAR, 2ND PINION (17T)	1	
10	93306-30560	BEARING	1	
11	90387-203M7	COLLAR	1	
12	93306-20455	BEARING	1	
13	3FV-W1742-00	DRIVE AXLE ASSY	1	
14	90387-263M8	COLLAR	1	
15	90387-284M0	COLLAR	1	
16	90387-204M1	COLLAR	1	
17	3FV-17221-00	GEAR, 2ND WHEEL (33T)	1	
18	93305-30501	BEARING	1	
19	90387-255V9	COLLAR	1	
20	3FV-17261-00	GEAR, 6TH WHEEL (25T)	1	
21	3FV-17231-00	GEAR, 3RD WHEEL (31T)	1	
22	4FN-17241-00	GEAR, 4TH WHEEL	1	
23	90209-25196	WASHER	1	
24	93440-28062	CIRCLIP	1	
25	4FN-17251-00	GEAR, 5TH WHEEL	1	
26	3FV-17211-00	GEAR, 1ST WHEEL (32T)	1	
27	93102-35423	OIL SEAL	1	
28	2GH-17460-00	SPROCKET, DRIVE 16T (2GH1746160)	1	

C11

FIG. 17 TRANSMISSION

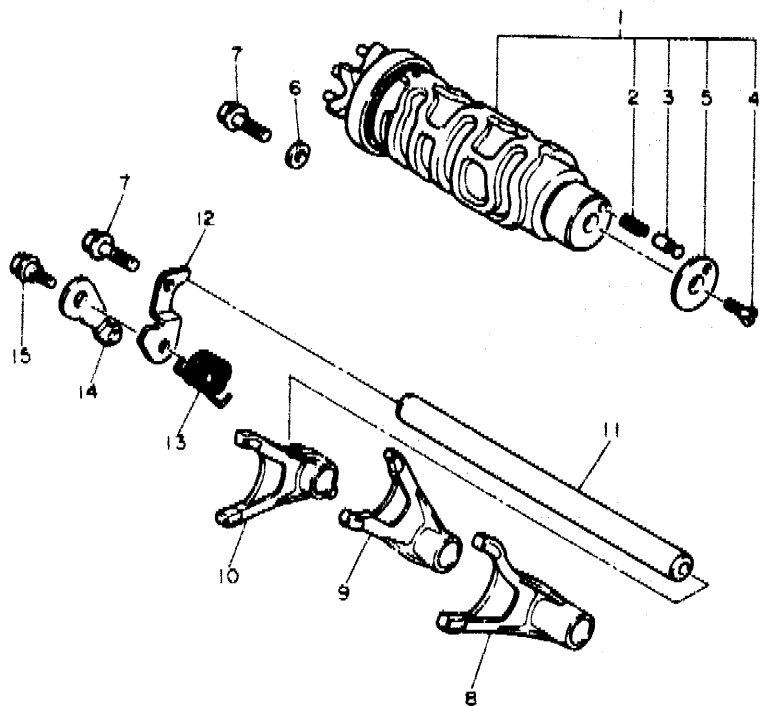


REF. NO.	PART NO.	DESCRIPTION	Q'TY	REMARKS
29	90215-21022	WASHER, LOCK	1	
30	90179-18020	NUT	1	
31	278-17424-01	CIRCLIP 1	1	
32	93308-20455	BEARING	1	
33	93440-45144	CIRCLIP	1	

4H5300-3170

C12

FIG. 18 SHIFT CAM • FORK

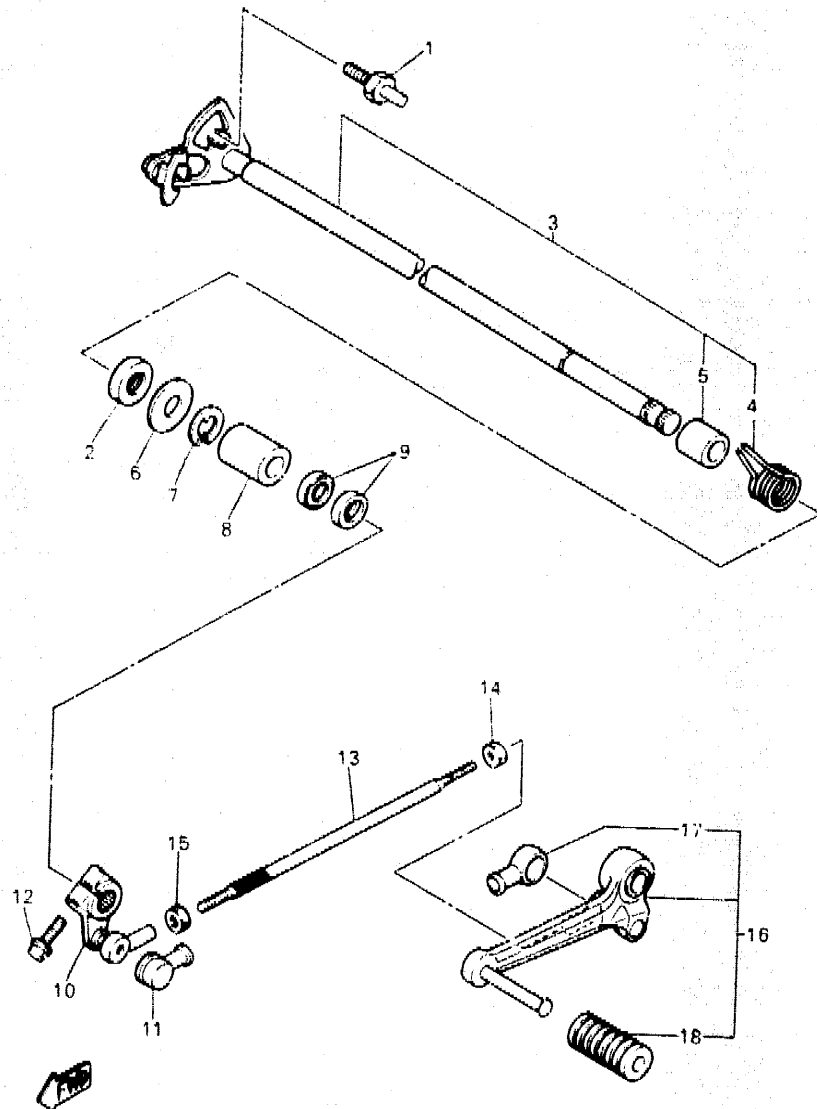


REF. NO.	PART NO.	DESCRIPTION	Q'TY	REMARKS
1	4FM-18540-00	SHIFT CAM ASSY	1	
2	90501-06022	•SPRING, COMPRESSION	1	
3	27B-18542-00	•POINT, NEUTRAL	1	
4	98707-05012	•SCREW, FLAT HEAD	1	
5	27B-18566-00	•PLATE, SIDE 2	1	
6	90201-06643	WASHER, PLATE	1	
7	95827-06016	BOLT, FLANGE	2	
8	4FM-18511-00	FORK, SHIFT 1	1	
9	4FM-18512-00	FORK, SHIFT 2	1	
10	4FM-18513-00	FORK, SHIFT 3	1	
11	4BH-18531-00	BAR, SHIFT FORK GUIDE 1	1	
12	1AE-18536-00	STOPPER, SHIFT BAR	1	
13	90508-26681	SPRING, TORSION	1	
14	36Y-18140-00	STOPPER LEVER ASSY	1	
15	90109-063FB	BOLT	1	



1FN310-5180

FIG. 19 SHIFT SHAFT

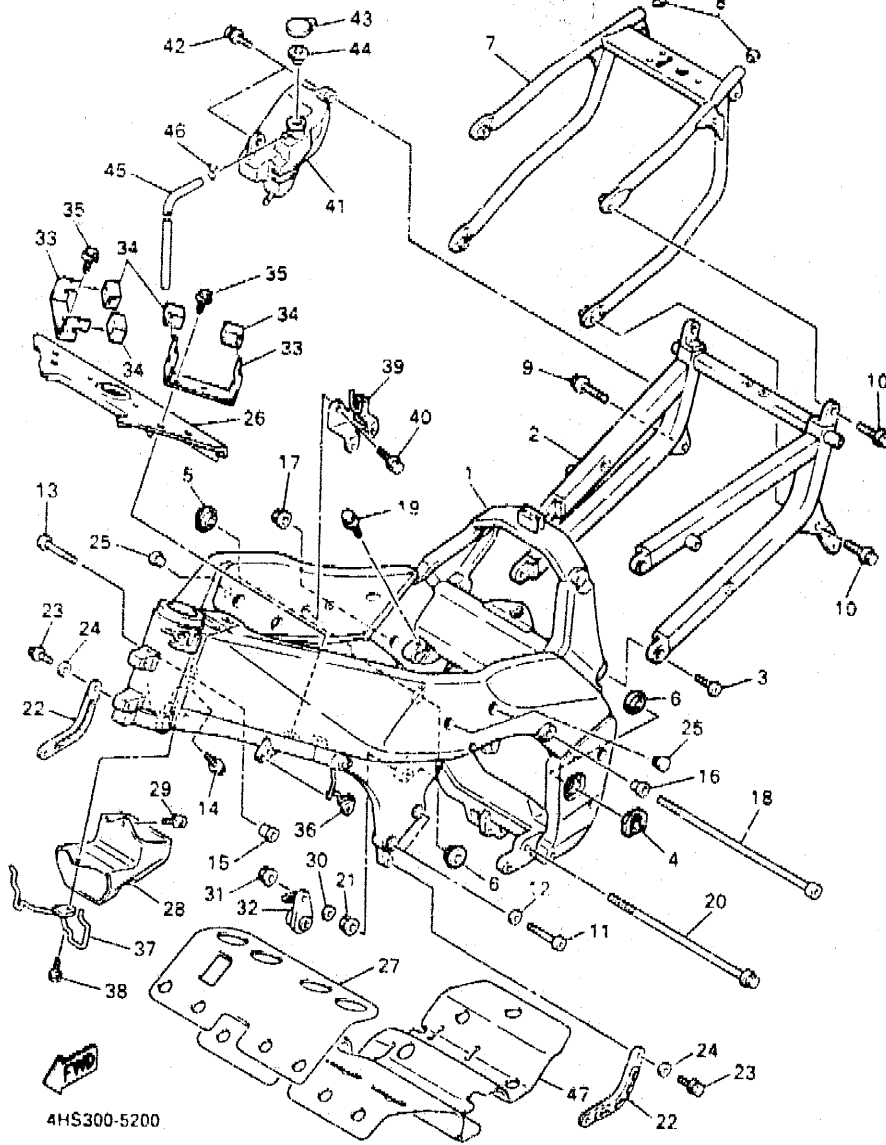


4HD300-3190

REF. NO.	PART NO.	DESCRIPTION	Q'TY	REMARKS
1	4G0-18127-00	STOPPER, SCREW	1	
2	93102-12106	OIL SEAL	1	
3	1AE-18101-01	SHIFT SHAFT ASSY	1	
4	90508-32682	•SPRING, TORSION	1	
5	90387-114K8	•COLLAR	1	
6	90201-12575	WASHER, PLATE	1	
7	99006-10600	CIRCLIP	1	
8	90560-12191	SPACER	1	
9	93109-12053	OIL SEAL (SDO 12/18/4-1)	2	
10	2GH-18112-01	ARM, SHIFT	1	
11	2H9-18154-00	COVER, DUST	1	
12	95817-06020	BOLT, FLANGE	1	
13	1WG-18115-00	ROD, SHIFT	1	
14	90170-0622B	NUT (COUNTER, CLOCKWISE)	1	
15	95304-06700	NUT	1	
16	4FM-18110-00	SHIFT PEDAL ASSY	1	
17	2H9-18154-00	•COVER, DUST	1	
18	132-18113-01	•COVER, SHIFT PEDAL	1	

C14

FIG. 20 FRAME



4HS300-5200

REF. NO.	PART NO.	DESCRIPTION	Q'TY	REMARKS
1	4FN-21110-00	FRAME, COMP.	1	
2	4FN-21190-00	REAR FRAME COMP.	1	
3	90109-08718	BOLT	4	
4	4FN-21496-00	BOSS, REAR ARM (L.H)	1	
5	4FN-21497-00	BOSS, REAR ARM (R.H)	1	
6	4FN-2139W-00	COVER	2	
7	4FM-21645-11	STAY, REAR	1	
8	90338-16148	PLUG	2	
9	95817-08030	BOLT, FLANGE	1	
10	95817-08016	BOLT, FLANGE	3	
11	91317-10040	BOLT	2	
12	92907-10600	WASHER	2	
13	91317-10045	BOLT	2	
14	91317-08030	BOLT	2	
15	90387-115V8	COLLAR	2	
16	90387-105V7	COLLAR	1	
17	90179-10590	NUT	1	
18	90110-10169	BOLT, HEXAGON SOCKET HEAD	1	
19	95817-08030	BOLT, FLANGE	2	
20	90105-10716	BOLT, WASHER BASED	1	
21	90179-10658	NUT	1	
22	4FM-2142K-01	BRACKET, RADIATOR	2	
23	97007-06012	BOLT	2	
24	92907-06600	WASHER	2	
25	90338-15202	PLUG	3	
26	4FM-2117M-11	COVER 2	1	
27	4FN-2117F-00	COVER	1	
28	4FM-2137Y-01	GUIDE, AIR	1	

CONTENTS

GENERAL SPEC.

ENGINE

Cylinder Head	B2
Cylinder	B3
Crankshaft · Piston	B4
Valve	B5 ~ B6
Camshaft · Chain	B7
Water Pump	B8
Radiator · Hose	B9 ~ B10
Oil Pump	B11 ~ B12
Oil Cleaner	B13
Intake	B14 ~ B15
Carburetor	C2 ~ C3
Exhaust	C4
Crankcase	C5 ~ C6
Crankcase Cover 1	C7 ~ C8
Starter	C9
Clutch	C10
Transmission	C11 ~ C12
Shift Cam · Fork	C13
Shift Shaft	C14

CHASSIS

Frame	C15 ~ D2
Fender	D3 ~ D4
Side Cover	D5
Rear Arm	D6 ~ D7
Rear Suspension	D8
Steering	D9
Front Fork	D10 ~ D11
Fuel Tank	D12 ~ D13

Seat	D14
Front Wheel	D15
Front Brake Caliper	E2
Rear Wheel	E3 ~ E4
Rear Brake Caliper	E5
Steering Handle · Cable	E6
Front Master Cylinder	E7 ~ E8
Front Master Cylinder 2	E9
Stand · Footrest	E10 ~ E11
Rear Master Cylinder	E12 ~ E13
Cowling 1	E14 ~ E15
Cowling 2	F2 ~ F3
Generator	F4
Pick Up Coil · Governor	F5
Starting Motor	F6
Flasher Light	F7
Meter	F8
Headlight	F9
Taillight	F10
Electrical 1	F11
Electrical 2	F12

INDIVIDUAL SPEC. FOR ITALY

Alternate (Headlight)	F14
-----------------------------	-----

FOR HOLLAND

Alternate (Headlight)	G2
-----------------------------	----

FOR ENGLAND, IRELAND

Alternate (Meter)	G4
Alternate (Headlight)	G5

INDEX

NUMERICAL INDEX	L1 ~ L5
-----------------------	---------

CONTENTS

GENERAL SPEC.

ENGINE

Cylinder Head	B2
Cylinder	B3
Crankshaft · Piston	B4
Valve	B5 ~ B6
Camshaft · Chain	B7
Water Pump	B8
Radiator · Hose	B9 ~ B10
Oil Pump	B11 ~ B12
Oil Cleaner	B13
Intake	B14 ~ B15
Carburetor	C2 ~ C3
Exhaust	C4
Crankcase	C5 ~ C6
Crankcase Cover 1	C7 ~ C8
Starter	C9
Clutch	C10
Transmission	C11 ~ C12
Shift Cam · Fork	C13
Shift Shaft	C14

CHASSIS

Frame	C15 ~ D2
Fender	D3 ~ D4
Side Cover	D5
Rear Arm	D6 ~ D7
Rear Suspension	D8
Steering	D9
Front Fork	D10 ~ D11
Fuel Tank	D12 ~ D13

Seat	D14
Front Wheel	D15
Front Brake Caliper	E2
Rear Wheel	E3 ~ E4
Rear Brake Caliper	E5
Steering Handle · Cable	E6
Front Master Cylinder	E7 ~ E8
Front Master Cylinder 2	E9
Stand · Footrest	E10 ~ E11
Rear Master Cylinder	E12 ~ E13
Cowling 1	E14 ~ E15
Cowling 2	F2 ~ F3
Generator	F4
Pick Up Coil · Governor	F5
Starting Motor	F6
Flasher Light	F7
Meter	F8
Headlight	F9
Taillight	F10
Electrical 1	F11
Electrical 2	F12

INDIVIDUAL SPEC. FOR ITALY

Alternate (Headlight)	F14
-----------------------------	-----

FOR HOLLAND

Alternate (Headlight)	G2
-----------------------------	----

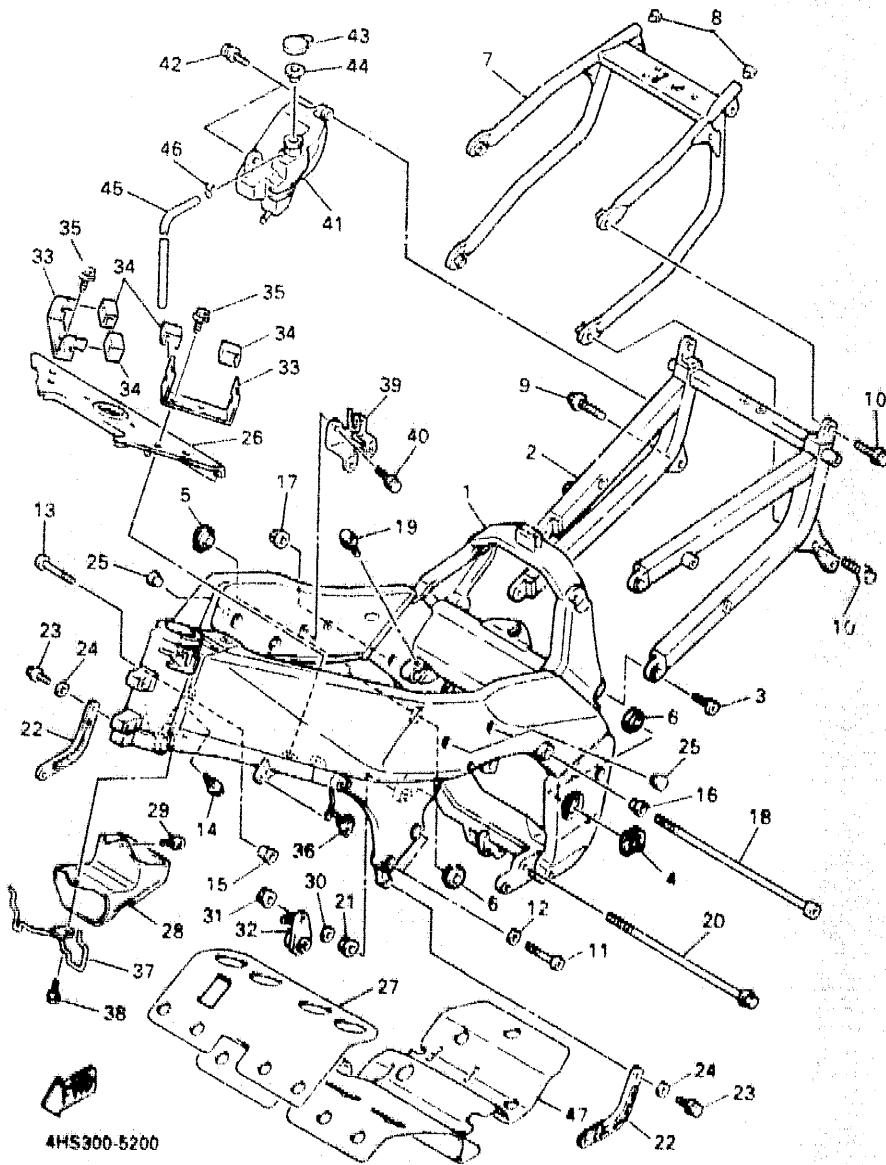
FOR ENGLAND, IRELAND

Alternate (Motor)	G4
Alternate (Headlight)	G5

INDEX

NUMERICAL INDEX	L1 ~ L5
-----------------------	---------

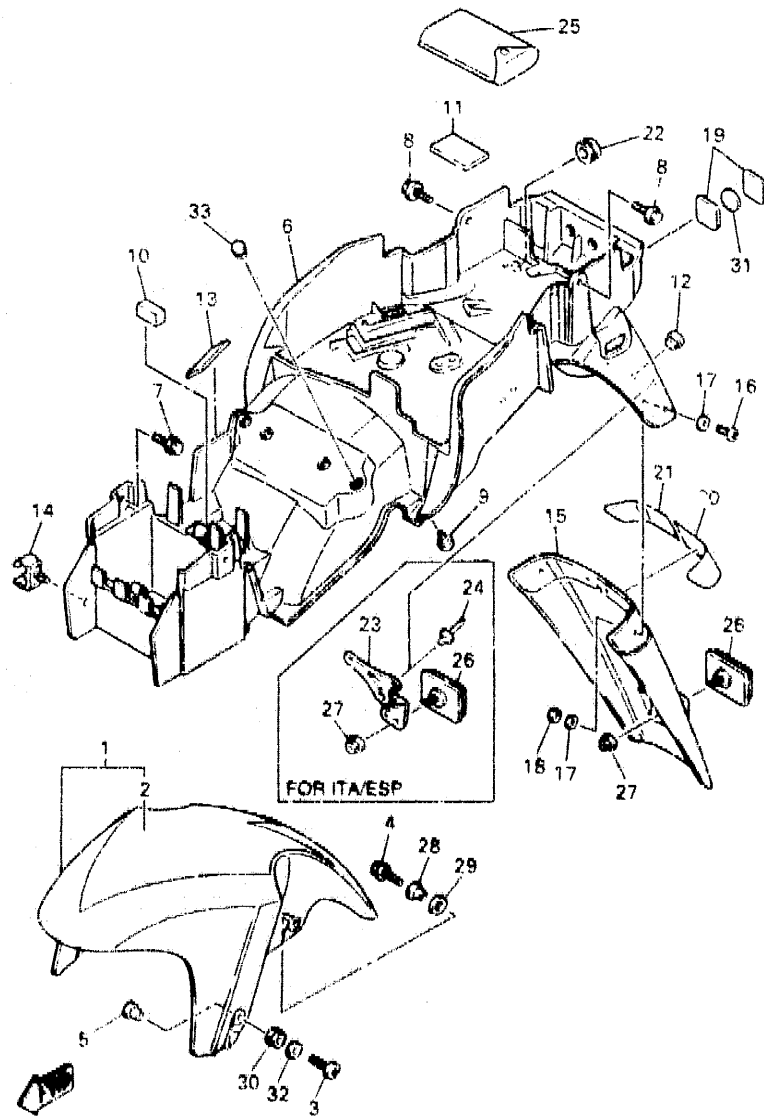
FIG. 20 FRAME



REF. NO.	PART NO.	DESCRIPTION	Q'TY	REMARKS
29	90159-06058	SCREW, WITH WASHER	1	
30	90201-101J1	WASHER, PLATE	1	
31	95707-10500	NUT, FLANGE	1	
32	4FM-21446-00	STAY, MUFFLER 2	1	
33	4FM-21359-10	BRACKET, COIL	2	
34	4BH-82317-01	DAMPER, IGNITION COIL	4	
35	90119-06018	BOLT, WITH WASHER	4	
36	4FM-21161-01	HOLDER, CABLE	1	
37	4FM-21162-00	HOLDER, CLUTCH CABLE	1	
38	90101-06664	BOLT	1	
39	4FM-2116J-10	BRACKET 7	1	
40	95817-06016	BOLT, FLANGE	2	
41	4FM-21871-00	TANK, RECOVERY		
42	90159-06033	SCREW, WITH WASHER	2	
43	4L0-21875-00	CAP	1	
44	1AA-21874-00	GASKET	1	
45	90446-084G9	HOSE	1	
46	90467-06003	CLIP	1	
47	4FM-12683-00	PROTECTOR, HEAT	1	

D2

FIG. 21 FENDER

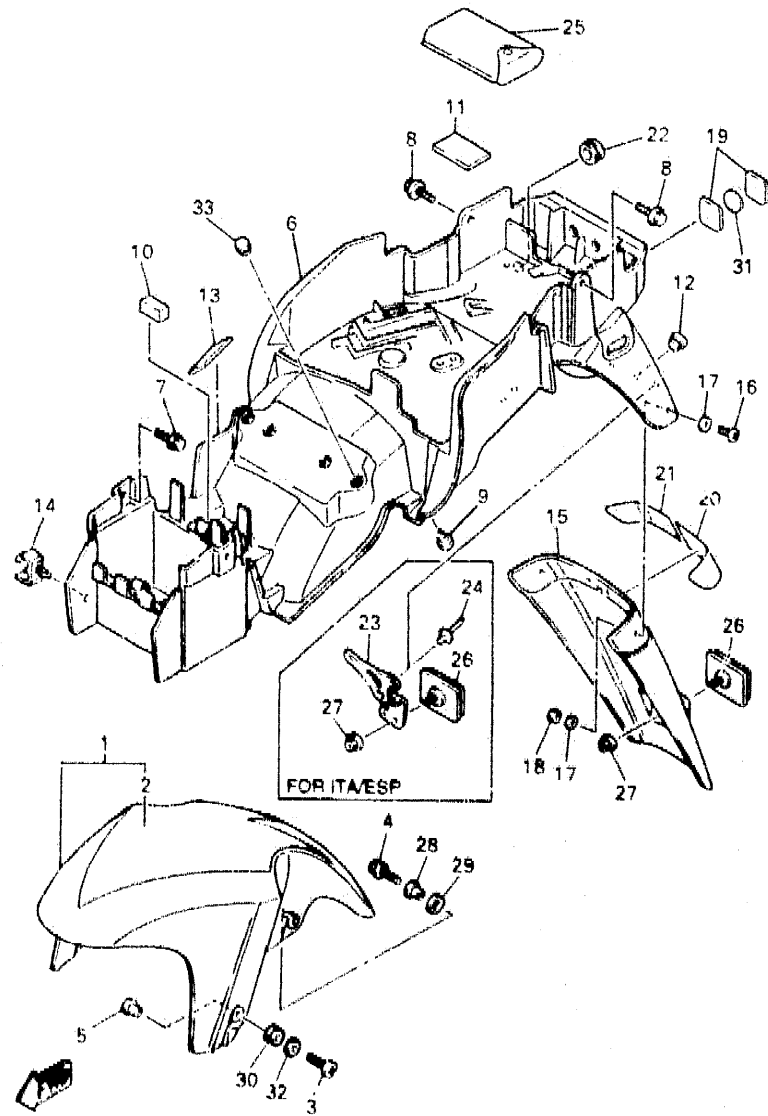


4HS300 5210

REF. NO.	PART NO.	DESCRIPTION	Q'TY	REMARKS
1	4FM-Y2151-33-P0	FRONT FENDER COMP.	1	BLUSH WHITE COCKTAIL 1
2	4FM-21569-40	-GRAPHIC 1	1	
3	30154-06061	SCREW, BINDING	2	
4	95817-06016	BOLT, FLANGE	2	
5	90387-0608A	COLLAR	2	
6	4FM-21611-03	FENDER, REAR	1	
7	30119-06118	BOLT, WITH WASHER	2	
8	90118-06205	BOLT, WITH WASHER	2	
9	35T-24724-00	DAMPER, SEAT	2	
10	1LJ-2414J-00	DAMPER, PLATE 2	1	
11	3TB-26217-00	DAMPER 1	1	
12	90338-07043	PLUG	1	
13	3XV-21778-00	DAMPER, LOCATING 1	1	
14	80464-09130	CLAMP	1	
15	3GM-21621-00	FLAP	1	
16	90149-04278	SCREW	4	
17	90281-04018	WASHER, PLATE	8	
18	95807-04100	NUT, U	4	
19	4FM-21649-00	DAMPER	2	
20	3GM-21649-00	DAMPER	1	
21	3GM-21649-10	DAMPER	1	
22	90480-10298	GROMMET	2	
23	4FM-85132-00	BRACKET, REFLECTOR 1	1	FOR ITA/ESP
24	90287-40029	RIVET, FLIND	2	FOR ITA/ESP
25	4FM-28100-10	TOOL KIT	1	
26	3G1-86130-01	REAR REFLECTOR ASSY	1	
27	95707-06800	NUT, FLANGE	1	
28	90387-087L0	COLLAR	2	

D3

FIG. 21 FENDER

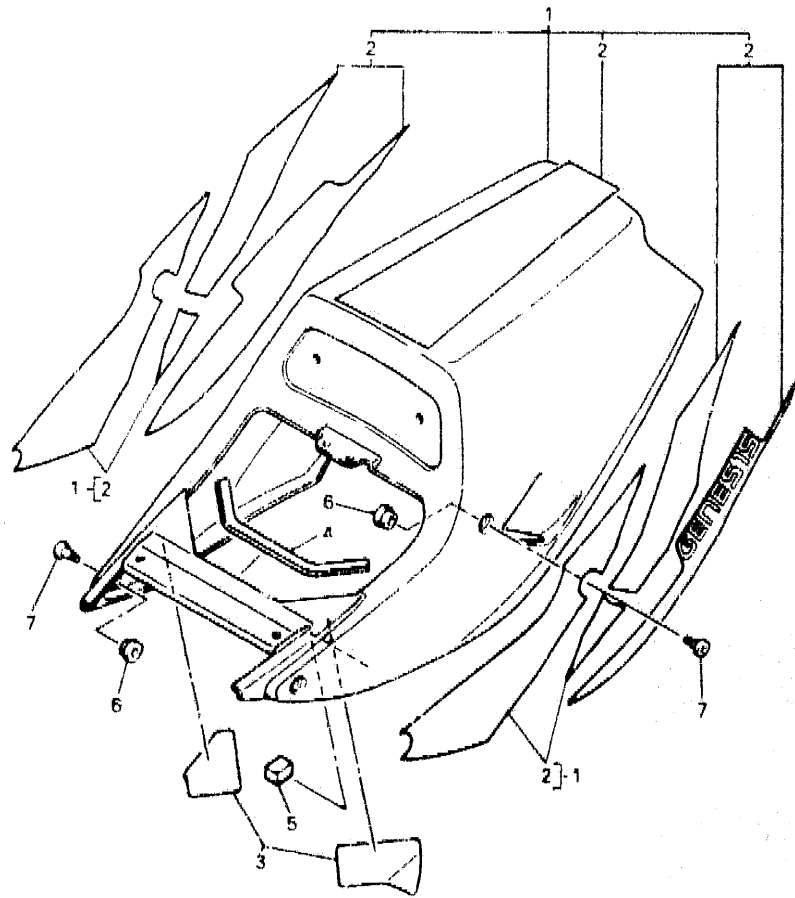


4HS300-5210

REF. NO.	PART NO.	DESCRIPTION	Q'TY	REMARKS
29	4FM-28372-00	DAMPER	2	
30	90480-12596	GROMMET	2	
31	4FM-21459-00	SPACER	1	
32	90209-18340	WASHER	2	
33	90338-10132	PLUG	1	

D4

FIG. 22 SIDE COVER



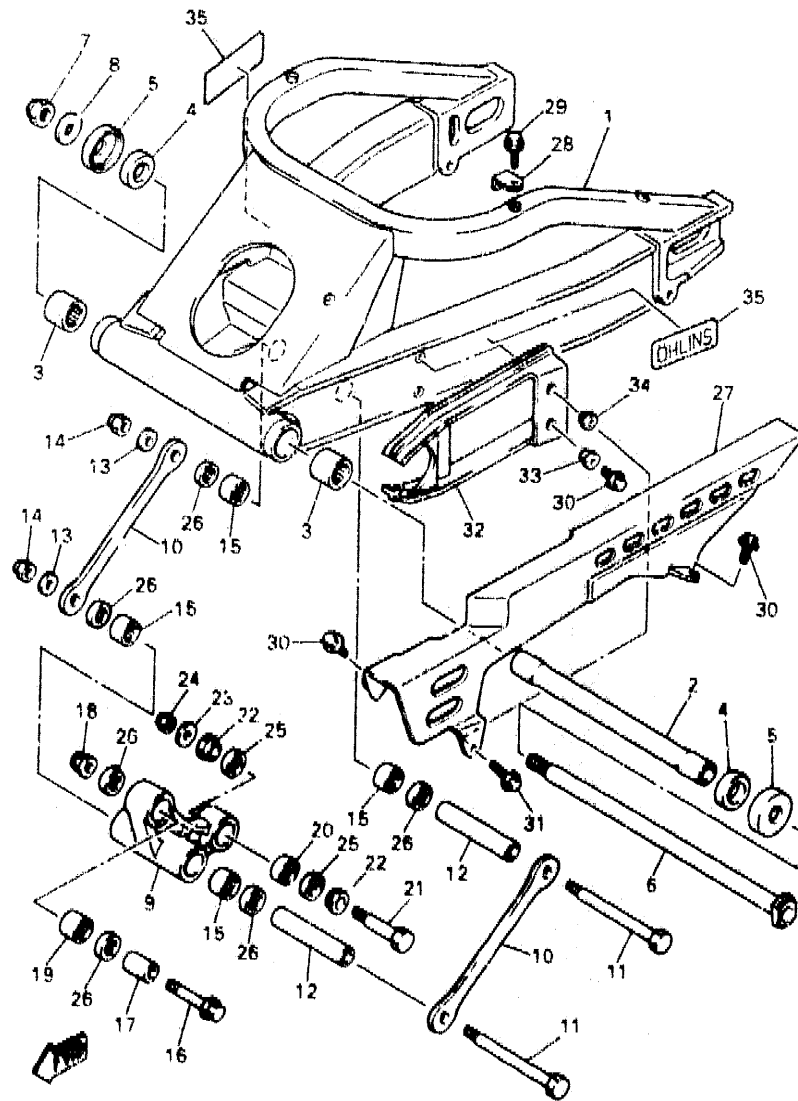
REF. NO.	PART NO.	DESCRIPTION	Q'TY	REMARKS
1	4FM-W2171-30-P0	SIDE COVER ASSY	1	BLUISH WHITE COCKTAIL 1
2	4HS-2173L-00	GRAPHIC SET 1	1	
3	1JK-21735-00	SEAL 2	2	
4	3YX-28346-00	MOLE 2	1	
5	1WG-2143A-00	CAP	1	
6	90490-13398	GROMMET	4	
7	90150-06036	SCREW, ROUND HEAD	4	



4MS300-5220

Ds

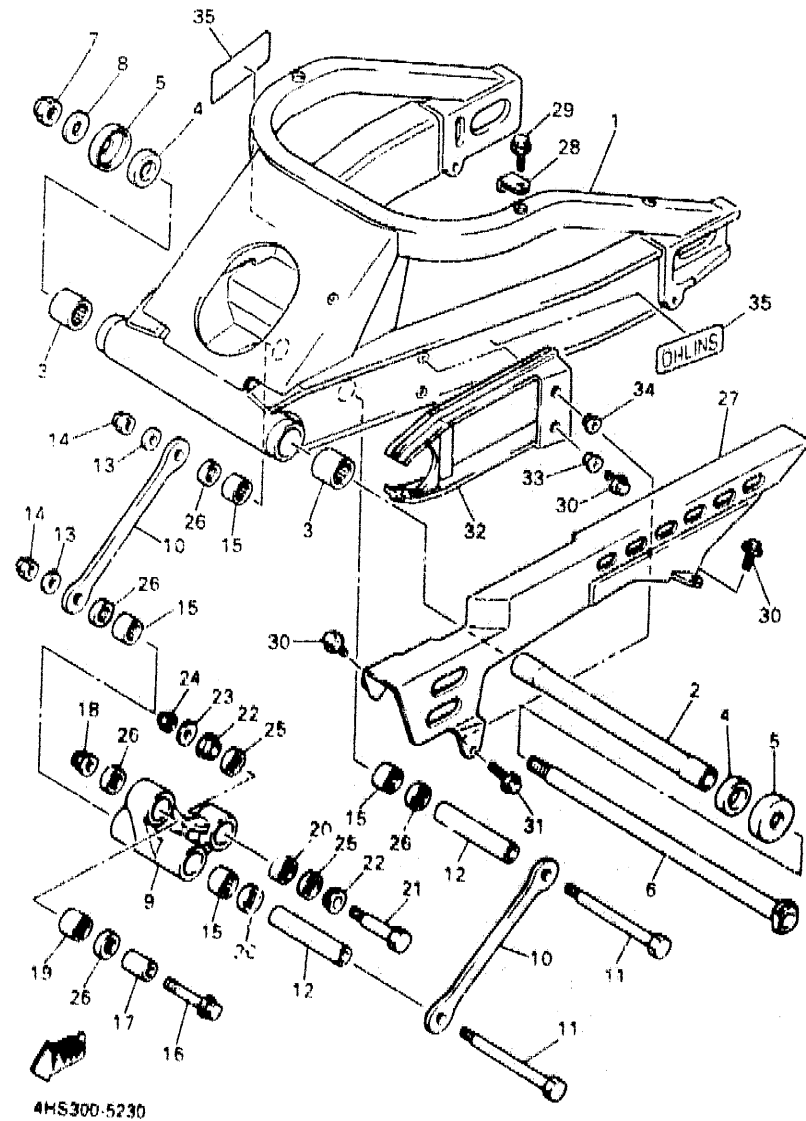
FIG. 23 REAR ARM



REF. NO.	PART NO.	DESCRIPTION	QTY	REMARKS
1	4FM-22110-10	REAR ARM COMP.	1	
2	3FV-22184-00	BUSH	5	
3	93315-42523	BEARING, CYLINDRICAL	2	
4	93342-22502	BEARING, THRUST	2	
5	3FV-22128-00	COVER, THRUST 1	2	
6	4FN-22141-00	SHAFT, PIVOT	1	
7	90185-18104	NUT, SELF-LOCKING	1	
8	92907-19600	WASHER	1	
9	4FN-2217A-00	ARM, RELAY	1	
10	4EH-2217M-00	ARM 1	2	
11	90101-10658	BOLT	2	
12	90387-122R5	COLLAR	2	
13	90201-101J1	WASHER, PLATE	2	
14	95617-10100	NUT, U	2	
15	93317-21746	BEARING, CYLINDRICAL	4	
16	90105-10376	BOLT, WASHER BASED	1	
17	90387-102R4	COLLAR	1	
18	95617-10200	NUT, SELF-LOCKING	1	
19	93317-31771	BEARING, CYLINDRICAL	1	
20	93399-99919	BEARING	1	
21	90101-10668	BOLT	1	
22	90387-124W2	COLLAR	2	
23	90201-101J1	WASHER, PLATE	1	
24	95617-10100	NUT, U	1	
25	93101-16131	OIL SEAL	2	
26	93109-17046	OIL SEAL (SDO 17-24-4)	6	
27	4FM-22311-00	CASE, CHAIN	1	
28	4FM-2213J-00	STAY, CHAIN CASE	1	

D6

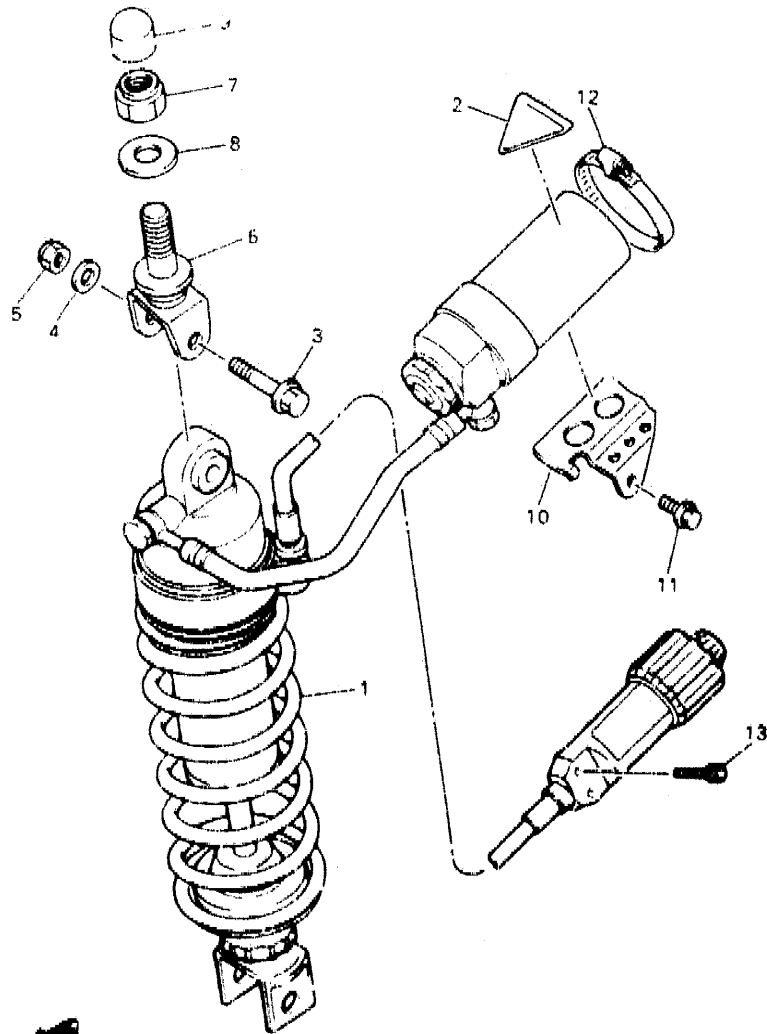
FIG. 23 REAR ARM



REF. NO.	PART NO.	DESCRIPTION	Q'TY	REMARKS
29	05027-08016	BOLT, FLANGE	1	
30	50119-08080	BOLT, WITH WASHER	3	
31	50119-06163	BOLT, WITH WASHER	1	
32	4FM-22151-01	SEAL, GUARD	1	
33	90387-06704	COLLAR	1	
34	90387-06681	COLLAR	1	
35	4HD-2218A-00	EMBLEM, REAR ARM	2	

D7

FIG. 24 REAR SUSPENSION

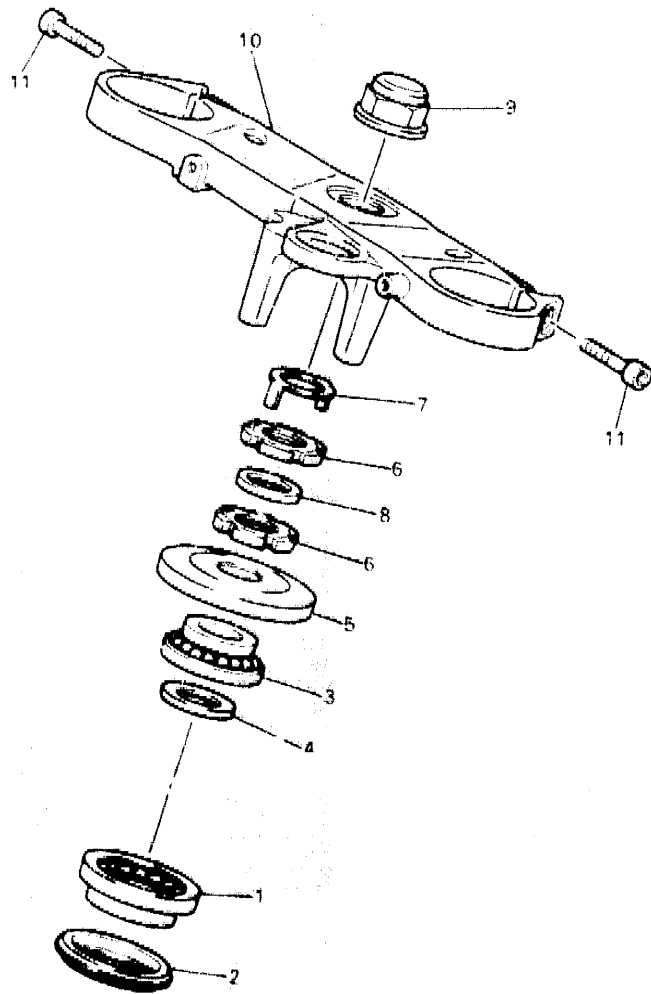


REF. NO.	PART NO.	DESCRIPTION	Q'TY	REMARKS
1	4HS-22210-00	SHOCK ABSORBER ASSY, REAR	1	
2	4AA-22259-40	LABEL, WARNING	1	
3	90105-10402	BOLT, WASHER BASED	1	
4	90201-101J1	WASHER, PLATE	1	
5	95617-10100	NUT, U	1	
6	4FM-22219-00	BRACKET, UPPER	1	
7	90185-16127	NUT, SELF-LOCKING	1	
8	90201-164H4	WASHER, PLATE	1	
9	478-25335-00	CAP	1	
10	4FM-22262-10	HOLDER, SUB TANK	1	
11	95817-00016	BOLT, FLANGE	1	
12	90450-32008	HOSE CLAMP ASSY	1	
13	91317-00025	BOLT	2	

4HS300-5240



FIG. 25 STEERING

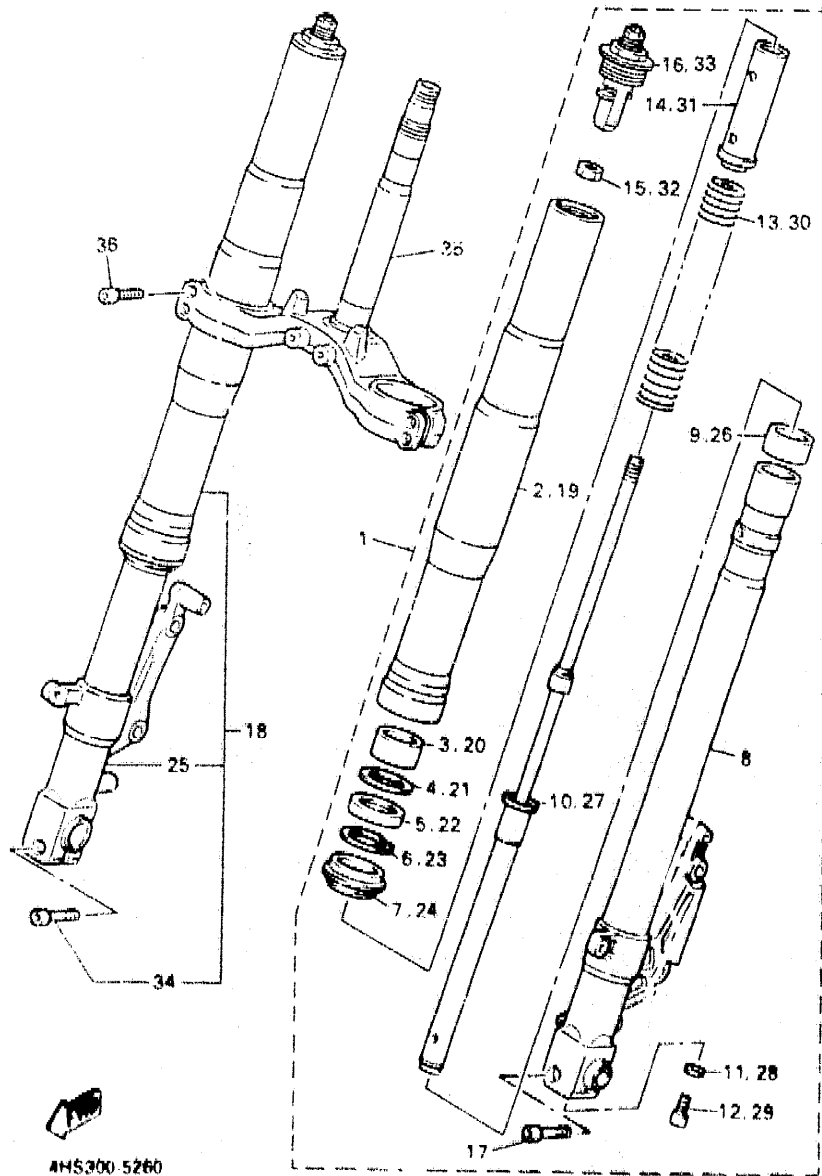


REF. NO.	PART NO.	DESCRIPTION	Q'TY	REMARKS
1	93398-99932	BEARING	1	
2	3FV-23462-00	SEAL, STEERING	1	
3	93398-99931	BEARING	1	
4	90202-24190	WASHER, PLATE	1	
5	3GM-23415-00	COVER, BALL RACE 1	1	
6	90179-25615	NUT	2	
7	3YF-23418-00	WASHER, SPECIAL	1	
8	90202-26142	WASHER, PLATE	1	
9	90176-22050	NUT, CROWN	1	
10	4FM-23435-20	CROWN, HANDLE	1	
11	91317-08030	BOLT	2	

AMD300-3250

D₂

FIG. 26 FRONT FORK

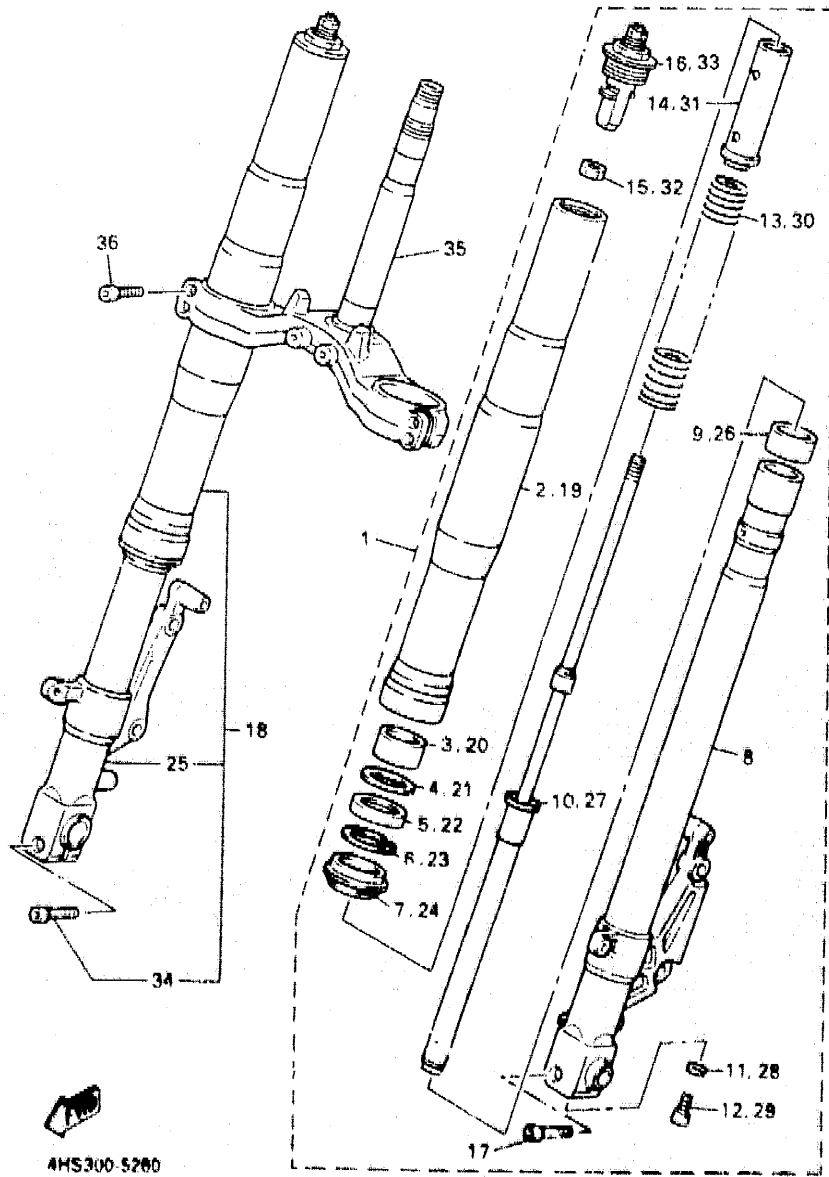


4MS300-5260

D10

REF. NO.	PART NO.	DESCRIPTION	Q'TY	REMARKS
1	4FM-23102-50	FRONT FORK ASSY (L.H)	1	
2	4FM-23136-40	•TUBE, OUTER (RIGHT)	1	
3	4FM-23125-40	•METAL, SLIDE 1	1	
4	36Y-23146-10	•WASHER, OIL SEAL	1	
5	4FM-23145-40	•OIL SEAL	1	
6	26H-23156-00	•CLIP, OIL SEAL	1	
7	3XV-23144-50	•SEAL, DUST	1	
8	4FM-23110-20	•INNER TUBE COMP. 1	1	
9	4FM-23171-40	•PISTON, FRONT FORK	1	
10	4FM-23170-50	•CYLINDER COMP., FRONT FORK	1	
11	2K8-23158-L0	•GASKET	1	
12	3LC-23181-00	•BOLT, HEXAGON SOCKET HEAD	1	
13	4FM-23141-10	•SPRING, FRONT FORK	1	
14	4FM-23118-40	•SPACER	1	
15	3LC-23357-00	•NUT	1	
16	4FM-23111-10	•BOLT, CAP	1	
17	91317-08040	•BOLT	1	
18	4FM-23103-80	FRONT FORK ASSY (R.H)	1	
19	4FM-23138-40	•TUBE, OUTER (RIGHT)	1	
20	4FM-23125-40	•METAL, SLIDE 1	1	
21	36Y-23146-10	•WASHER, OIL SEAL	1	
22	4FM-23145-40	•OIL SEAL	1	
23	26H-23156-00	•CLIP, OIL SEAL	1	
24	3XV-23144-50	•SEAL, DUST	1	
25	4FM-23120-20	•INNER TUBE COMP. 2	1	
26	4FM-23171-40	•PISTON, FRONT FORK	1	
27	4FM-23170-50	•CYLINDER COMP., FRONT FORK	1	
28	2K8-23158-L0	•GASKET	1	

FIG. 26 FRONT FORK

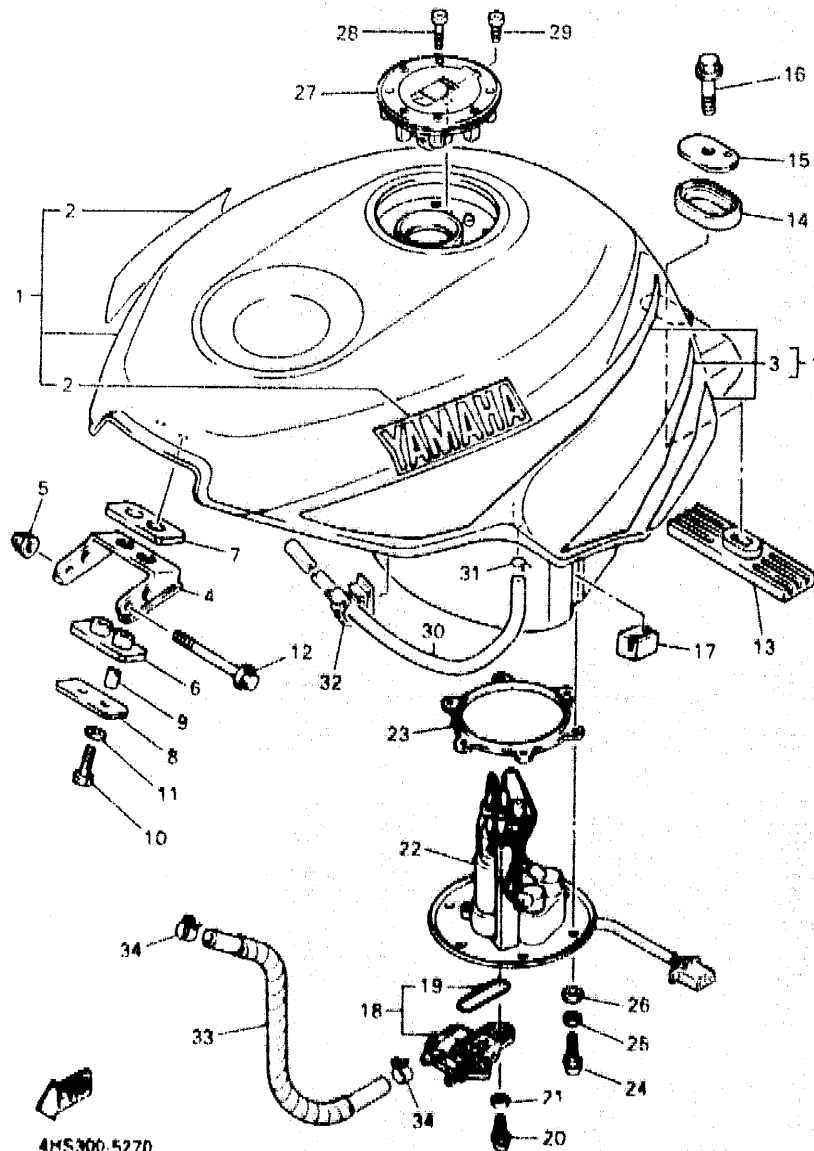


REF. NO.	PART NO.	DESCRIPTION	Q'TY	REMARKS
29	3LC-23181-00	•BOLT, HEXAGON SOCKET HEAD	1	
30	4FM-23141-10	•SPRING, FRONT FORK	1	
31	4FM-23118-40	•SPACER	1	
32	3LC-23357-00	•NUT	1	
33	4FM-23111-10	•BOLT, CAP	1	
34	91317-08040	•BOLT	1	
35	4FM-23340-00	UNDER BRACKET COMP.	1	
36	91317-08030	BOLT	4	

AHS300-5200

D11

FIG. 27 FUEL TANK

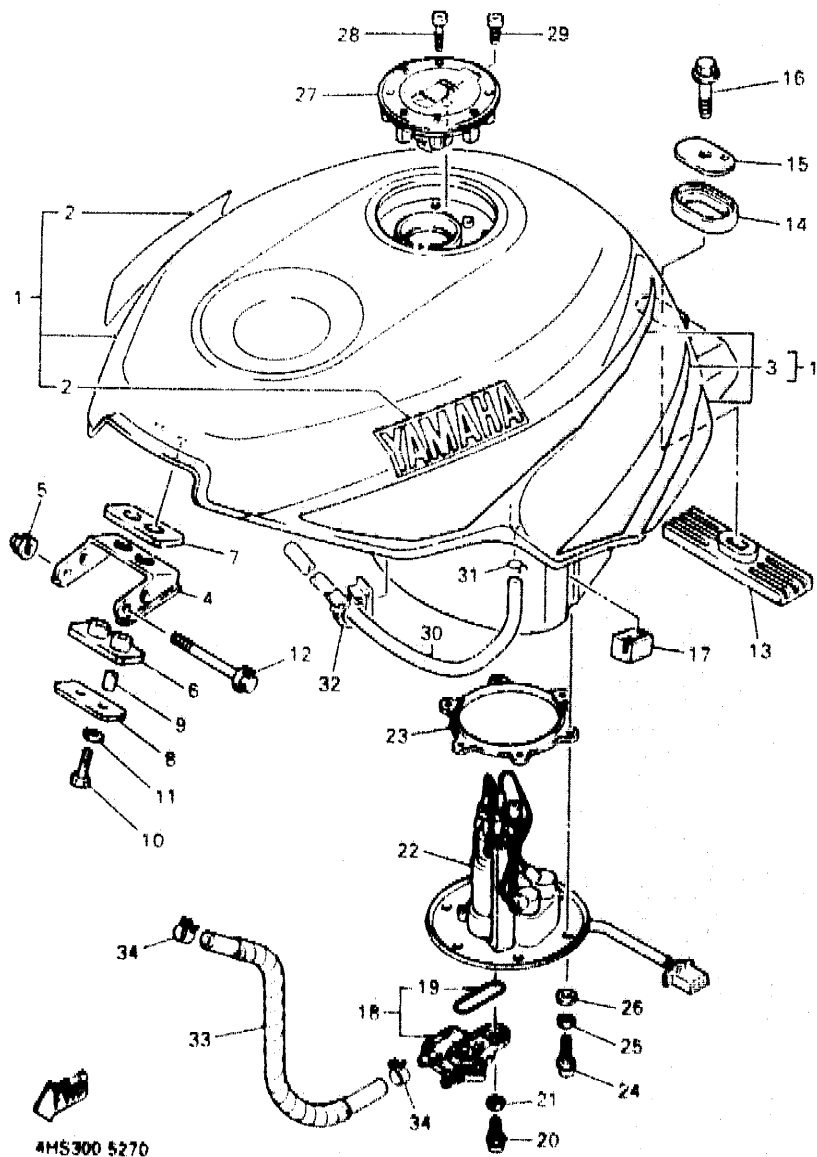


4HS300-5270

REF. NO.	PART NO.	DESCRIPTION	Q'TY	REMARKS
1	4FM-24110-30-X3	FUEL TANK COMP.	1	BLUISH WHITE COCKTAIL 1/ BLACK 2
2	99226-00180	EMBLEM, YAMAHA	2	
3	4FM-24240-20	GRAPHIC SET	1	
4	4FM-24191-00	BRACKET, FUEL TANK 1	1	
5	90176-06055	NUT, CROWN	1	
6	2GH-24181-00	DAMPER, LOCATING 1	1	
7	2GH-24183-00	DAMPER, LOCATING 3	1	
8	2GH-24186-00	WASHER, SPECIAL	1	
9	90387-06299	COLLAR	2	
10	97007-06025	BOLT	2	
11	92907-06800	WASHER	2	
12	95817-06075	BOLT, FLANGE	1	
13	2GH-24184-00	DAMPER, LOCATING 4	1	
14	3Y6-24183-00	DAMPER, LOCATING 3	1	
15	12R-24186-00	WASHER, SPECIAL	1	
16	95817-06016	BOLT, FLANGE	1	
17	4JH-24183-00	DAMPER, LOCATING 3	2	
18	3FV-24900-01	FUEL COCK ASSY 1	1	
19	4X8-24812-00	O-RING	1	
20	90149-06008	SCREW	2	
21	90202-06187	WASHER, PLATE	2	
22	4FM-13910-00	FUEL PUMP ASSY	1	
23	4FM-24140-00	SEAL	1	
24	98907-06016	SCREW, PAN HEAD	6	
25	92907-06100	WASHER	6	
26	92907-06800	WASHER	6	
27	4FM-24062-00	CAP ASSY	1	
28	90110-05112	BOLT, HEXAGON SOCKET HEAD	3	

D12

FIG. 27 FUEL TANK

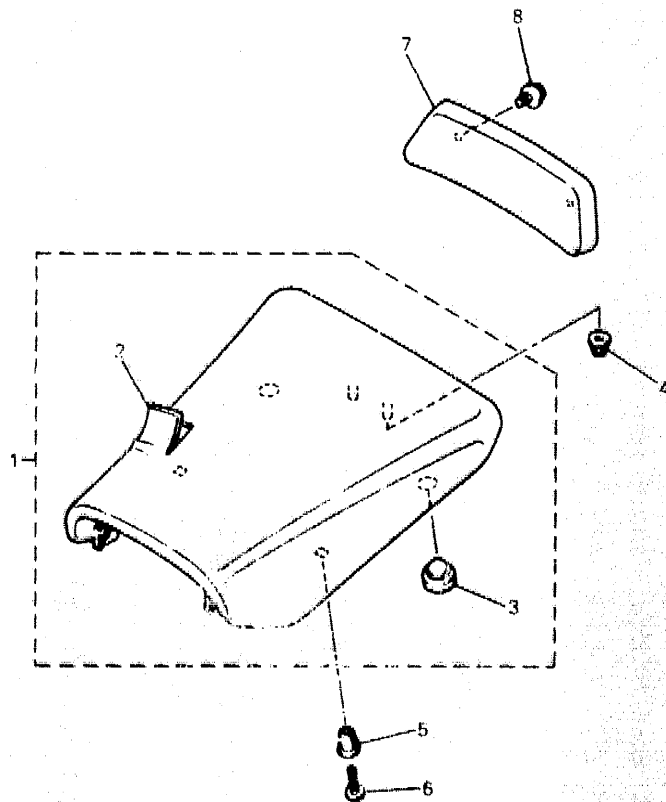


4MS300 5270

REF. NO.	PART NO.	DESCRIPTION	Q'TY	REMARKS
28	91317-09010	BOLT	1	
30	90445-102G7	HOSE	1	
31	90467-09006	CLIP	1	
32	90464-25160	CLAMP	1	
33	3FV-14294-02	HOSE	1	
34	90467-13123	CLIP	2	

D13

FIG. 28 SEAT



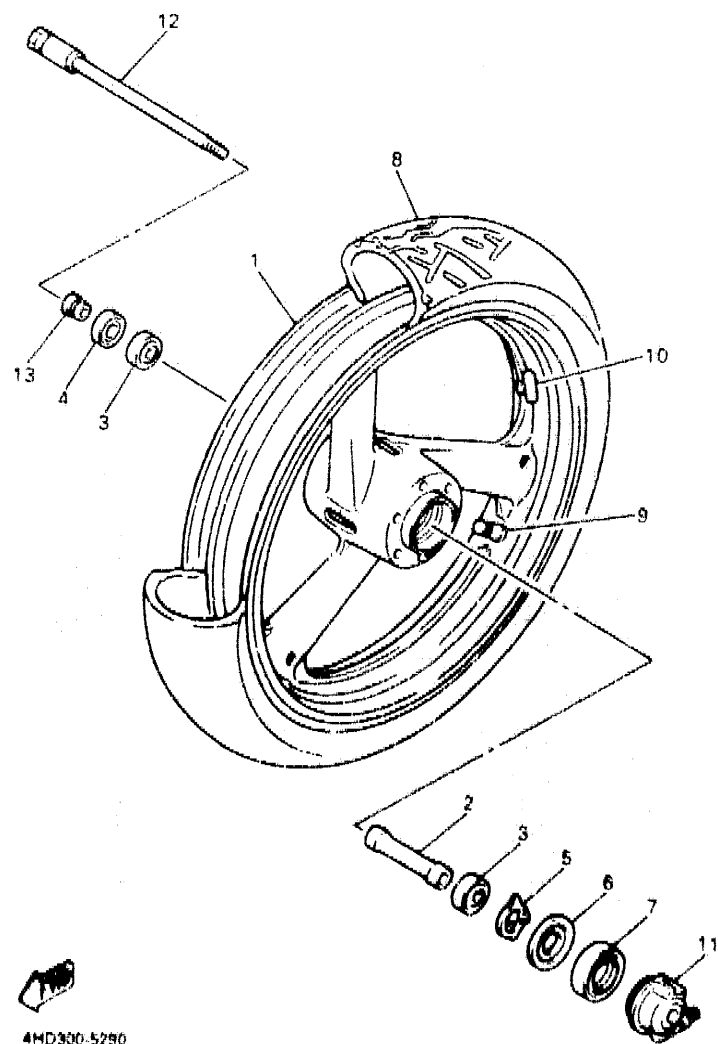
REF. NO.	PART NO.	DESCRIPTION	Q'TY	REMARKS
1	4FM-24710-11	SINGLE SEAT ASSY	1	
2	4FM-24711-00	COVER, SINGLE SEAT	1	
3	4FM-24724-00	DAMPER, SEAT	4	
4	95607-06200	NUT, SELF-LOCKING	2	
5	90338-08226	PLUG	2	
6	97707-60016	SCREW, TAPPING	2	
7	3FV-2840F-00	BACK REST ASSY	1	
8	90119-06194	BOLT, WITH WASHER	2	



4MS300-3280

D14

FIG. 29 FRONT WHEEL



REF. NO.	PART NO.	DESCRIPTION	Q'TY	REMARKS
1	4FM-25168-00-7B	CAST WHEEL, FRONT	1	BLUISH BLACK 2
2	90387-2200S	COLLAR	1	
3	93306-00420	BEARING (B6004)	2	
4	93102-28021	OIL SEAL	1	
5	4FM-25149-00	CLUTCH, METER	1	
6	341-25846-00	RETAINER, CLUTCH	1	
7	93105-45017	OIL SEAL	1	
8	*	TIRE (120/70 ZR17 (TX11)	1	LM MICHELIN
9	93900-00030	VALVE, RIM	1	
10	29L-25398-00	BALANCER, WHEEL (10G)	1	UN
	29L-25398-10	BALANCER, WHEEL (20G)	1	UN
	29L-25398-20	BALANCER, WHEEL (30G)	1	UN
11	4FM-25190-00	GEAR UNIT ASSY	1	
12	4FM-25181-01	AXLE, WHEEL	1	
13	90387-2200T	COLLAR	1	

4MD300-5280

D15

CONTENTS

GENERAL SPEC.

ENGINE

Cylinder Head	B2
Cylinder	B3
Crankshaft · Piston	B4
Valve	B5 ~ B6
Camshaft · Chain	B7
Water Pump	B8
Radiator · Hose	B9 ~ B10
Oil Pump	B11 ~ B12
Oil Cleaner	B13
Intake	B14 ~ B15
Carburetor	C2 ~ C3
Exhaust	C4
Crankcase	C5 ~ C6
Crankcase Cover 1	C7 ~ C8
Starter	C9
Clutch	C10
Transmission	C11 ~ C12
Shift Cam · Fork	C13
Shift Shaft	C14

CHASSIS

Frame	C15 ~ D2
Fender	D3 ~ D4
Side Cover	D5
Rear Arm	D6 ~ D7
Rear Suspension	D8
Steering	D9
Front Fork	D10 ~ D11
Fuel Tank	D12 ~ D13

Seat	D14
Front Wheel	D15
Front Brake Caliper	E2
Rear Wheel	E3 ~ E4
Rear Brake Caliper	E5
Steering Handle · Cable	E6
Front Master Cylinder	E7 ~ E8
Front Master Cylinder 2	E9
Stand · Footrest	E10 ~ E11
Rear Master Cylinder	E12 ~ E13
Cowling 1	E14 ~ E15
Cowling 2	F2 ~ F3
Generator	F4
Pick Up Coil · Governor	F5
Starting Motor	F6
Flasher Light	F7
Meter	F8
Headlight	F9
Taillight	F10
Electrical 1	F11
Electrical 2	F12

INDIVIDUAL SPEC. FOR ITALY

Alternate (Headlight)	F14
-----------------------------	-----

FOR HOLLAND

Alternate (Headlight)	G2
-----------------------------	----

FOR ENGLAND, IRELAND

Alternate (Meter)	G4
Alternate (Headlight)	G5

INDEX

NUMERICAL INDEX	L1 ~ L5
-----------------------	---------

CONTENTS

GENERAL SPEC.

ENGINE

Cylinder Head	B2
Cylinder	B3
Crankshaft · Piston	B4
Valve	B5 ~ B6
Camshaft · Chain	B7
Water Pump	B8
Radiator · Hose	B9 ~ B10
Oil Pump	B11 ~ B12
Oil Cleaner	B13
Intake	B14 ~ B15
Carburetor	C2 ~ C3
Exhaust	C4
Crankcase	C5 ~ C6
Crankcase Cover 1	C7 ~ C8
Starter	C9
Clutch	C10
Transmission	C11 ~ C12
Shift Cam · Fork	C13
Shift Shaft	C14

CHASSIS

Frame	C15 ~ D2
Fender	D3 ~ D4
Side Cover	D5
Rear Arm	D6 ~ D7
Rear Suspension	D8
Steering	D9
Front Fork	D10 ~ D11
Fuel Tank	D12 ~ D13

Seat	D14
Front Wheel	D15
Front Brake Caliper	E2
Rear Wheel	E3 ~ E4
Rear Brake Caliper	E5
Steering Handle · Cable	E6
Front Master Cylinder	E7 ~ E8
Front Master Cylinder 2	E9
Stand · Footrest	E10 ~ E11
Rear Master Cylinder	E12 ~ E13
Cowling 1	E14 ~ E15
Cowling 2	F2 ~ F3
Generator	F4
Pick Up Coil · Governor	F5
Starting Motor	F6
Flasher Light	F7
Meter	F8
Headlight	F9
Taillight	F10
Electrical 1	F11
Electrical 2	F12

INDIVIDUAL SPEC. FOR ITALY

Alternate (Headlight)	F14
-----------------------------	-----

FOR HOLLAND

Alternate (Headlight)	G2
-----------------------------	----

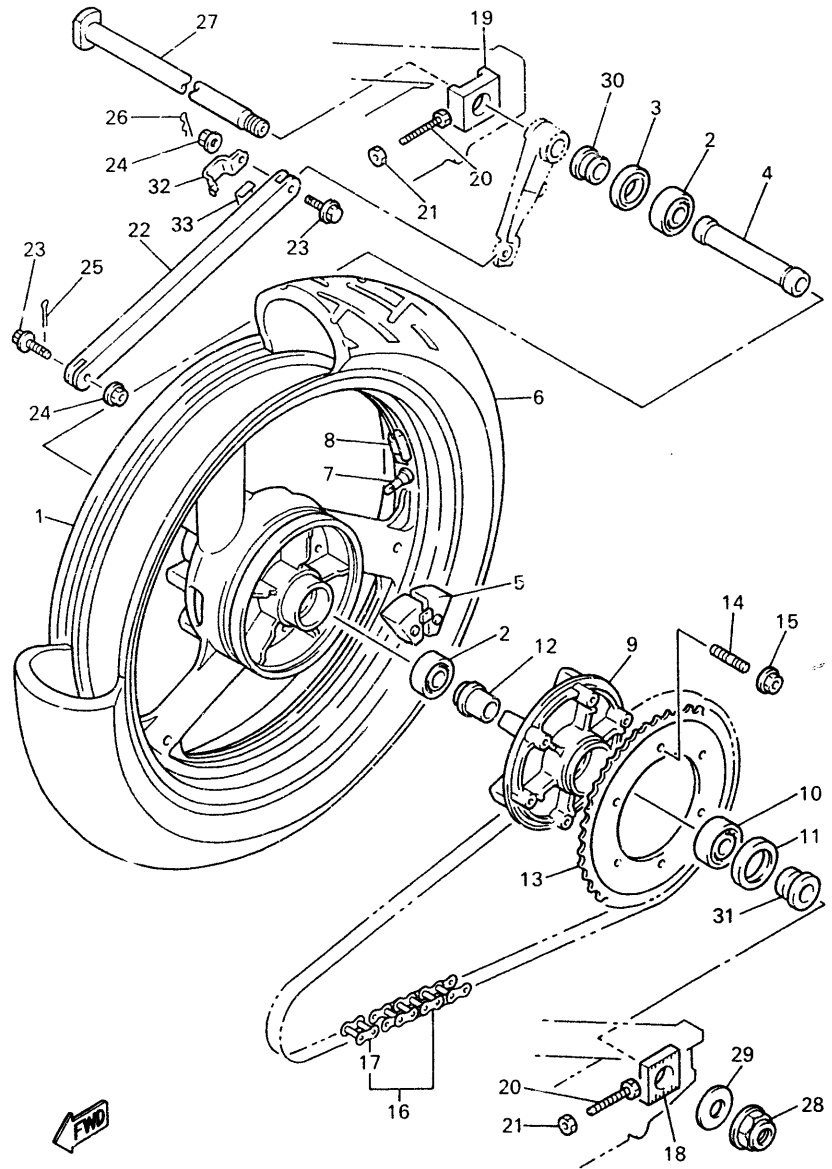
FOR ENGLAND, IRELAND

Alternate (Meter)	G4
Alternate (Headlight)	G5

INDEX

NUMERICAL INDEX	L1 ~ L5
-----------------------	---------

FIG. 31 REAR WHEEL

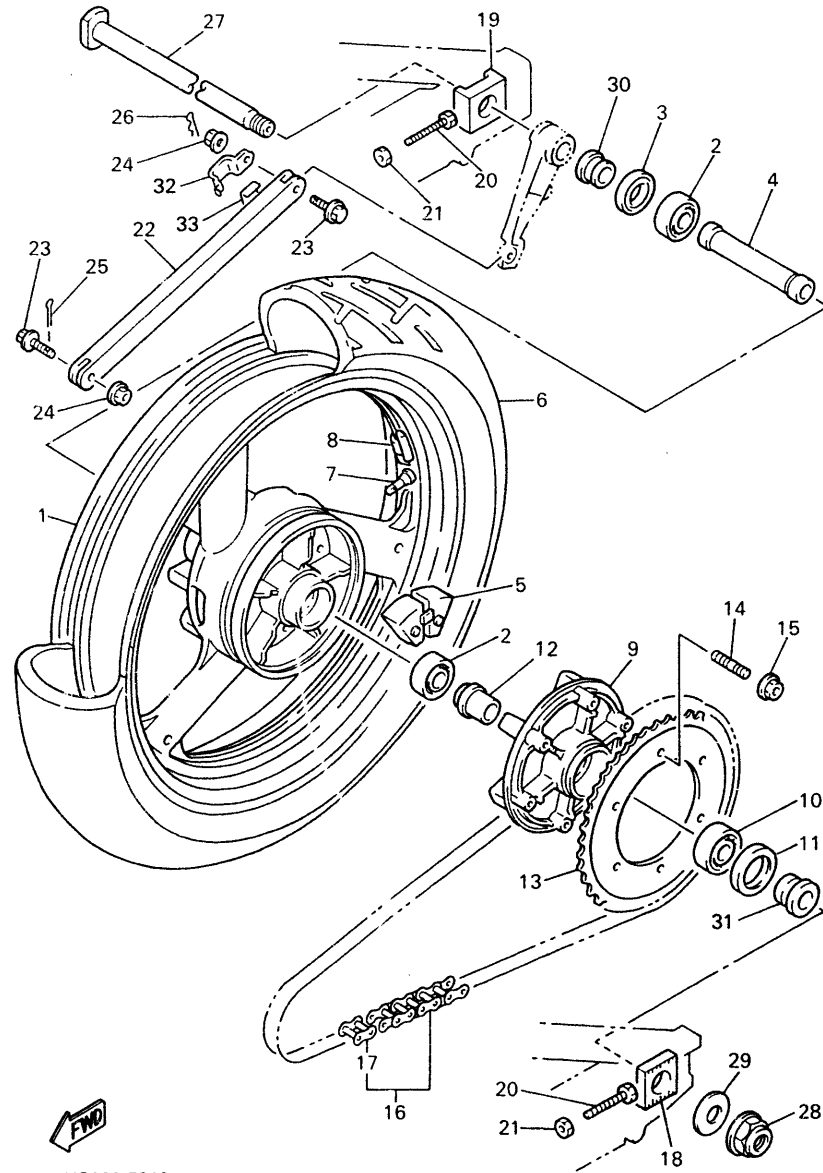


REF. NO.	PART NO.	DESCRIPTION	Q'TY	REMARKS
1	4FM-25338-00-7B	CAST WHEEL, REAR	1	BLUISH BLACK 2
2	93306-20567	BEARING	2	
3	93102-35412	OIL SEAL	1	
4	90560-28389	SPACER	1	
5	4FM-25364-00	DAMPER	6	
6	*	TIRE (18G/55 ZR17 TX23)	1	LM MICHELIN
7	93900-00030	VALVE, RIM	1	
8	29L-25398-00	BALANCER, WHEEL (10G)	1	UN
	29L-25398-10	BALANCER, WHEEL (20G)	1	UN
	29L-25398-20	BALANCER, WHEEL (30G)	1	UN
9	4FM-25366-00	CLUTCH, HUB	1	
10	93306-20644	BEARING	1	
11	93102-40211	OIL SEAL	1	
12	4FM-25377-00	COLLAR, WHEEL	1	
13	4FM-25439-00	SPROCKET, DRIVEN (39T)	1	
14	90116-10575	BOLT, STUD	6	
15	95617-10200	NUT, SELF-LOCKING	6	
16	94581-55104	CHAIN (DID532ZLVKA1-L104)	1	
17	94681-55031	JOINT, CHAIN	1	
18	4FM-25388-01	PULLER, CHAIN 1	1	
19	4FM-25389-00	PULLER, CHAIN 2	1	
20	90101-08766	BOLT	2	
21	95307-08600	NUT	2	
22	4FM-25371-00	BAR, TENSION	1	
23	90105-08321	BOLT, WASHER BASED	2	
24	95707-08500	NUT, FLANGE	2	
25	91490-20025	PIN, COTTER	1	
26	90468-16099	CLIP	1	



4HS300-5310

FIG. 31 REAR WHEEL

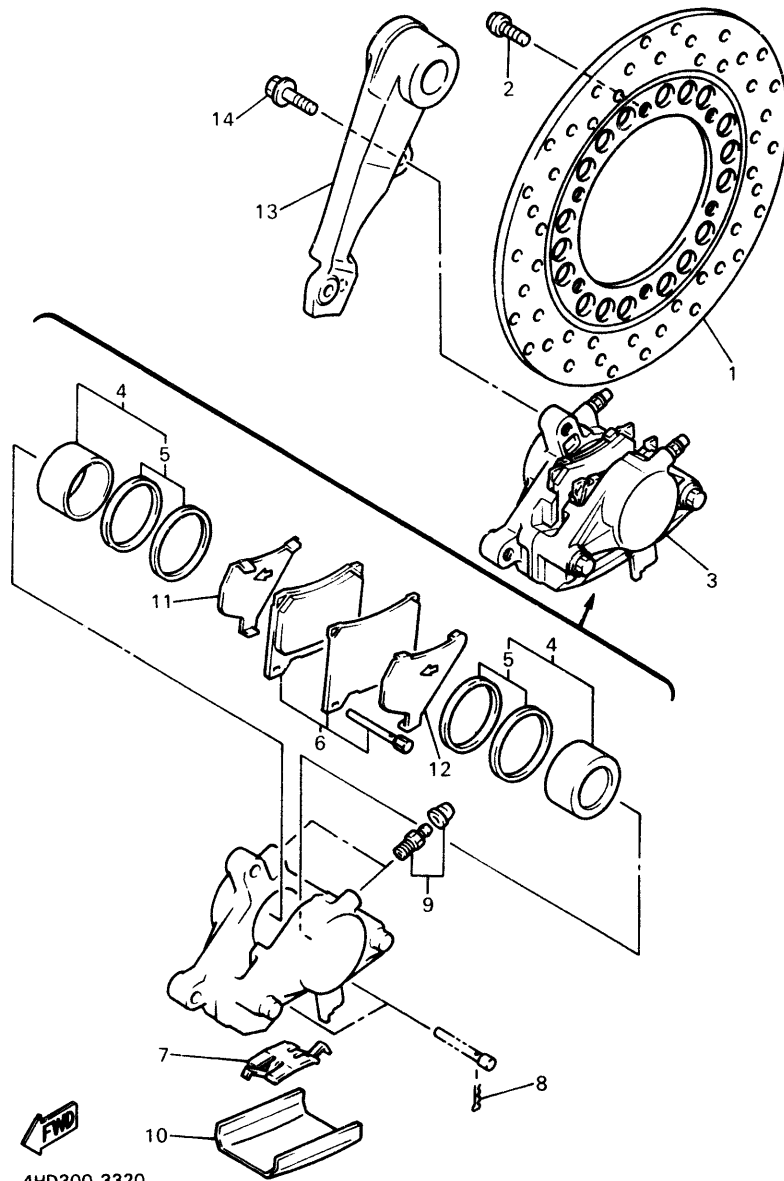


4HS300-5310

REF. NO.	PART NO.	DESCRIPTION	Q'TY	REMARKS
27	4FM-25381-10	AXLE, WHEEL	1	
28	90185-24165	NUT, SELF-LOCKING	1	
29	90201-257R5	WASHER, PLATE	1	
30	90387-2805W	COLLAR	1	
31	90387-2805X	COLLAR	1	
32	4FM-25887-00	HOLDER, BRAKE HOSE	1	
33	2AL-84553-00	DAMPER	1	

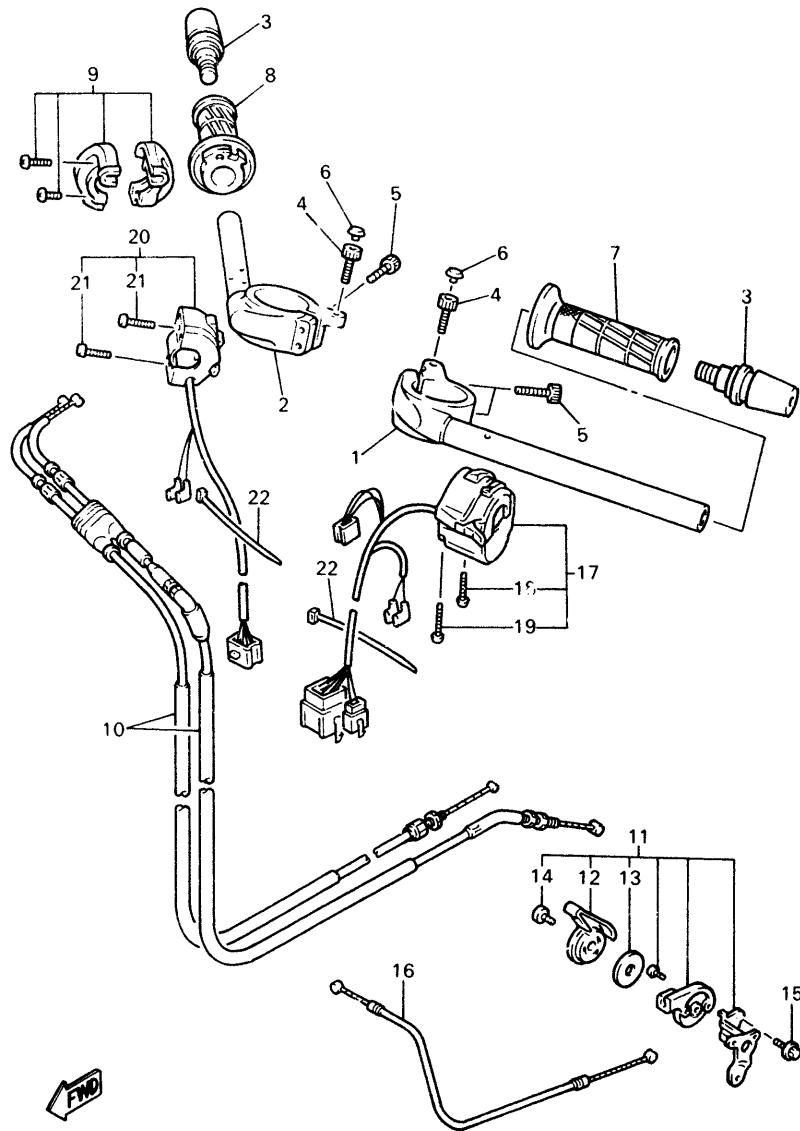
E4

FIG. 32 REAR BRAKE CALIPER



REF. NO.	PART NO.	DESCRIPTION	Q'TY	REMARKS
1	4FM-2582W-00	DISC, REAR BRAKE 2	1	
2	90109-082G4	BOLT	6	
3	4FM-2580W-10	CALIPER ASSY, REAR 2	1	
4	31A-W0057-00	•PISTON ASSY, CALIPER	1	
5	31A-W0047-00	••CALIPER SEAL KIT	1	
6	4FM-W0046-00	•BRAKE PAD KIT 2	1	
7	29L-25919-A0	•SUPPORT, PAD	1	
8	3GM-25925-00	•CLIP	2	
9	1J3-VW0048-00	•BLEED SCREW KIT	2	
10	42H-25836-00	•COVER, DUST	1	
11	1FK-25827-00	•SHIM, CALIPER	1	
12	1FK-25828-00	•SHIM, CALIPER	1	
13	4FM-25819-01	BRACKET, CALIPER	1	
14	90105-10725	BOLT, WASHER BASED	2	

FIG. 33 STEERING HANDLE • CABLE

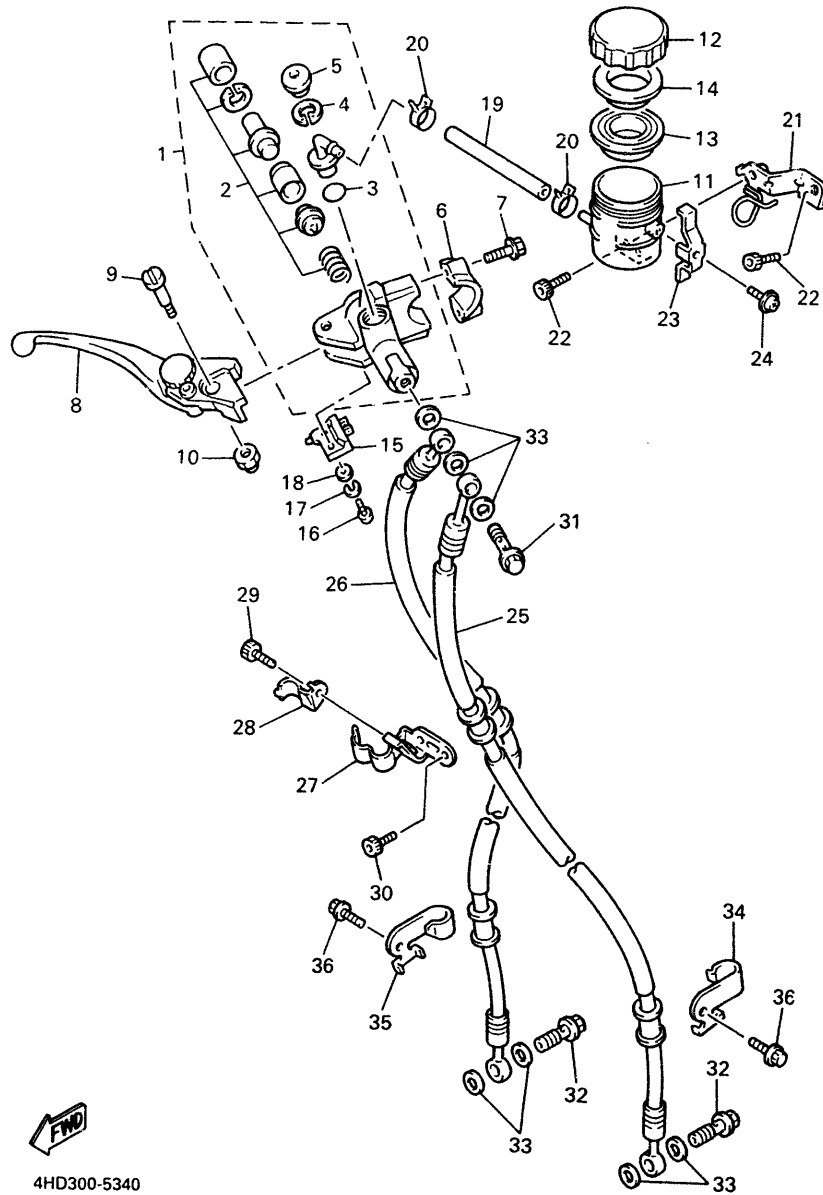


4HS300-3330

REF. NO.	PART NO.	DESCRIPTION	Q'TY	REMARKS
1	4FM-26121-01	HANDLEBAR (LEFT)	1	
2	4FM-26122-00	HANDLEBAR (RIGHT)	1	
3	36Y-26246-00	END, GRIP	2	
4	91317-06020	BOLT	2	
5	91317-06025	BOLT	4	
6	10L-23469-00	CAP, BOLT	2	
7	4FM-26241-00	GRIP (LEFT)	1	
8	4FM-26240-00	GRIP ASSY	1	
9	3LN-26270-01	CABLE CONNECTOR CAP ASSY	1	
10	4FM-26302-10	THROTTLE CABLE ASSY	1	
11	4FM-83940-00	STARTER ASSY	1	
12	1WG-83941-00	•LEVER, STARTER	1	
13	90209-10131	•WASHER	1	
14	98907-06008	•SCREW, BIND	1	
15	95807-06010	BOLT, FLANGE	1	
16	4FM-26331-10	CABLE, STARTER 1	1	
17	3GM-83969-01	SWITCH, HANDLE 5	1	
18	98507-05030	•SCREW, PAN HEAD	1	
19	98506-05040	•SCREW, PAN HEAD	1	
20	4FM-83975-00	SWITCH, HANDLE 2	1	
21	98507-05018	•SCREW, PAN HEAD	2	
22	25G-83936-01	BAND, SWITCH CORD	2	

E6

FIG. 34 FRONT MASTER CYLINDER:



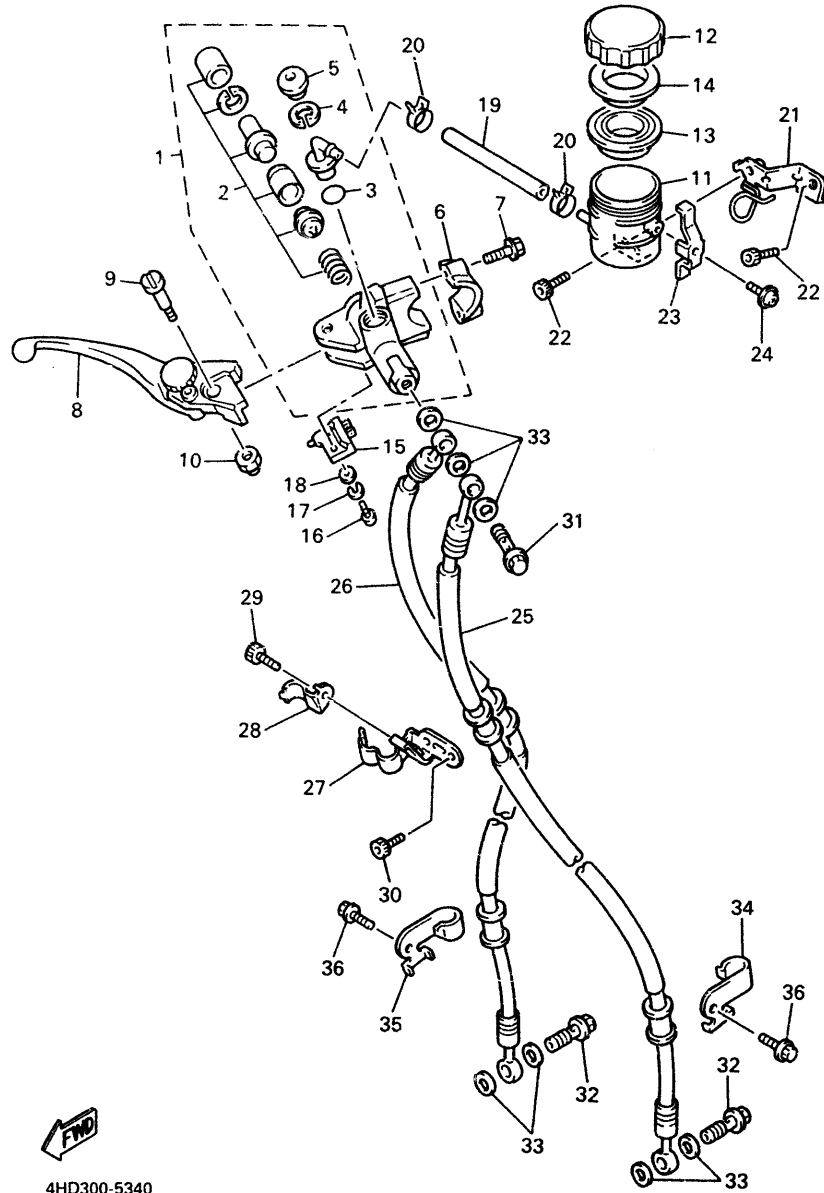
REF. NO.	PART NO.	DESCRIPTION	Q'TY	REMARKS
1	3GM-W2587-50	MASTER CYLINDER SUB ASSY	1	
2	3GM-W0041-50	•CYLINDER KIT, MASTER	1	
3	93210-15620	•O-RING	1	
4	2VN-25866-00	•CIRCLIP	1	
5	3FV-2589A-00	•COVER, DUST	1	
6	56A-25867-00	BRACKET, MASTER CYLINDER	1	
7	95027-06025	BOLT, FLANGE	2	
8	3GM-83922-51	LEVER 2	1	
9	3FV-2589F-00	BOLT, LEVER	1	
10	95607-06100	NUT, U	1	
11	3FV-25894-00	TANK, RESERVOIR	1	
12	3GM-25852-50	CAP, RESERVOIR	1	
13	3FV-25854-00	DIAPHRAGM, RESERVOIR	1	
14	2J2-25855-50	BUSH, DIAPHRAGM	1	
15	3FV-83980-00	FRONT STOP SWITCH ASSY	1	
16	98517-04012	SCREW, PAN HEAD	1	
17	92990-04100	WASHER, SPRING	1	
18	92901-04600	WASHER, PLATE	1	
19	3GM-2585F-00	HOSE	1	
20	3PA-24356-00	CLIP, PIPE 1	2	
21	4FM-26292-00	STAY	1	
22	91317-06012	BOLT	2	
23	3FV-2589G-00	HOLDER	1	
24	3GM-2589H-00	SCREW, WITH WASHER	1	
25	4FM-25872-02	HOSE, BRAKE 1	1	
26	4FM-25873-02	HOSE, BRAKE 2	1	
27	4FM-23377-00	BRACKET, HORN	1	
28	4FM-23378-00	BRACKET	1	



4HD300-5340

E7

FIG. 34 FRONT MASTER CYLINDER



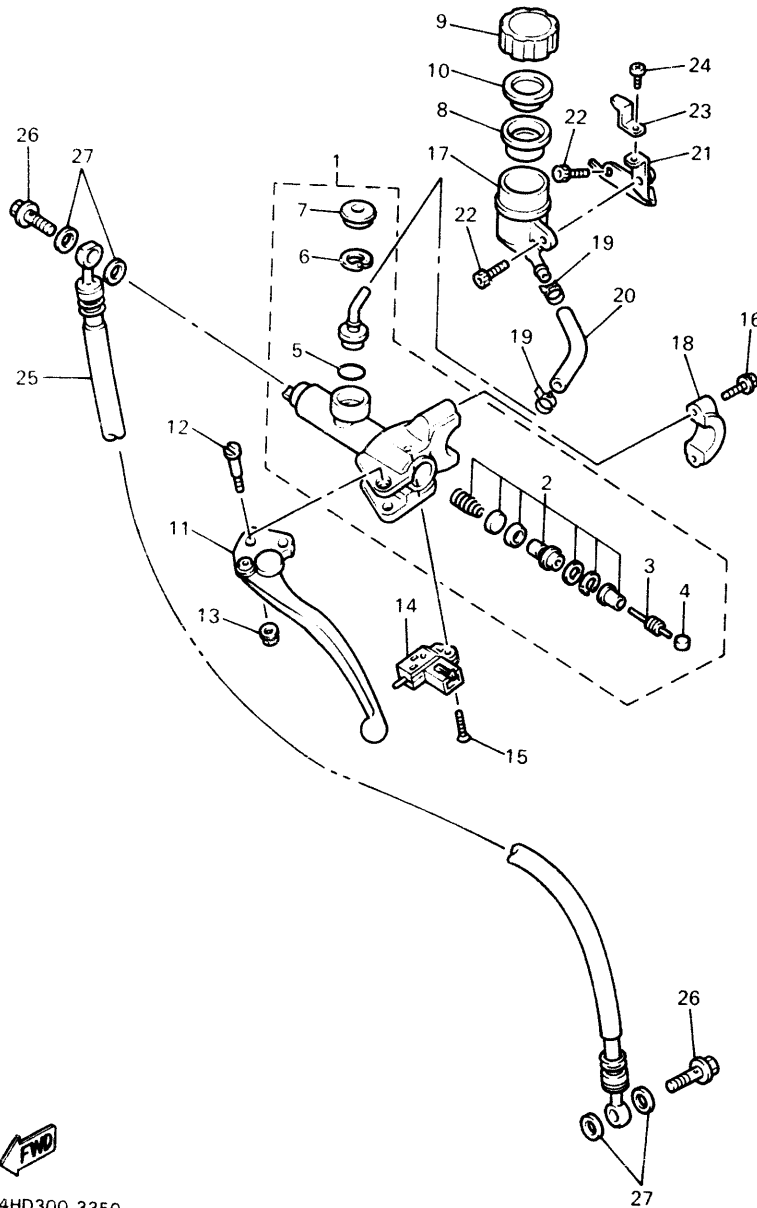
REF. NO.	PART NO.	DESCRIPTION	Q'TY	REMARKS
29	91317-06010	BOLT	1	
30	91317-06012	BOLT	2	
31	90401-10160	BOLT, UNION	1	
32	90401-10159	BOLT, UNION	2	
33	90201-10118	WASHER, PLATE	7	
34	3MA-25876-12	HOLDER, BRAKE HOSE 2	1	
35	3MA-25876-22	HOLDER, BRAKE HOSE 2	1	
36	95807-06012	BOLT, FLANGE	2	



4HD300-5340

E8

FIG. 35 FRONT MASTER CYLINDER 2



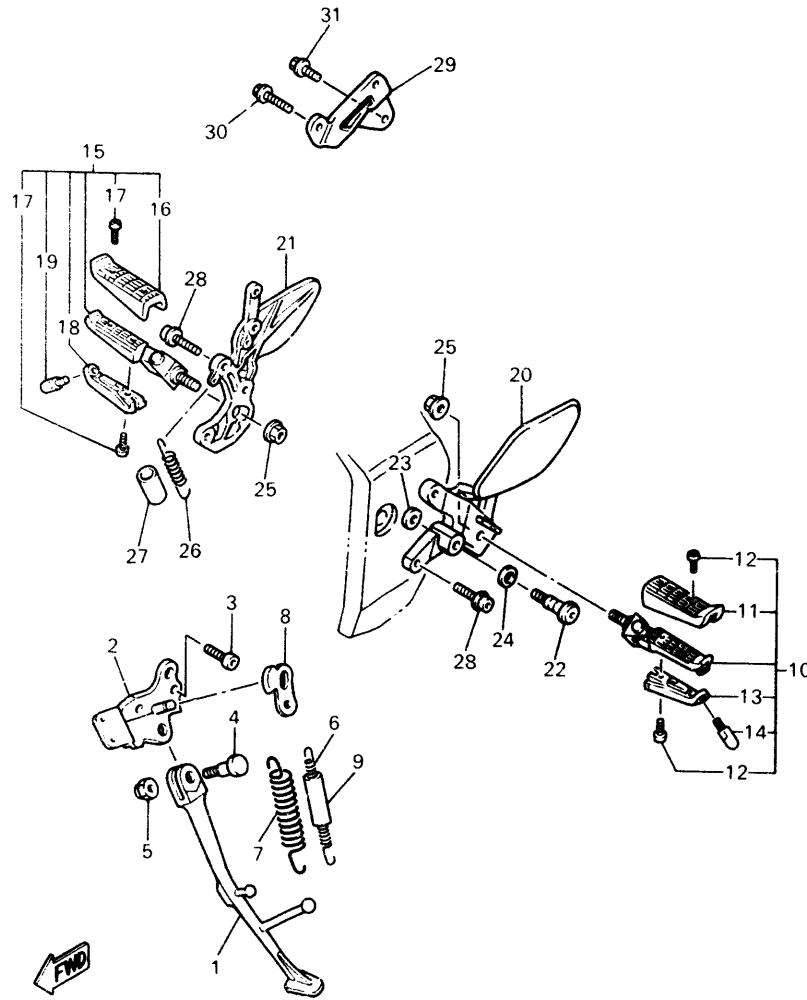
REF. NO.	PART NO.	DESCRIPTION	Q'TY	REMARKS
1	4FM-W2645-00	MASTER CYLINDER SUB ASSY	1	
2	3GM-W0099-00	•CYLINDER KIT, MASTER (CLUTCH)	1	
3	3GM-26464-00	•ROD, PUSH	1	
4	3GM-26455-00	•BUSH	1	
5	93210-15620	•O-RING	1	
6	2VN-25866-00	•CIRCLIP	1	
7	3FV-2589A-00	•COVER, DUST	1	
8	3GK-25854-50	DIAPHRAGM, RESERVOIR	1	
9	4FM-25852-00	CAP, RESERVOIR	1	
10	3GK-25855-50	BUSH, DIAPHRAGM	1	
11	4FM-83912-01	LEVER 1	1	
12	3FV-2589F-00	BOLT, LEVER	1	
13	95706-06500	NUT, FLANGE	1	
14	3GM-83980-00	FRONT STOP SWITCH ASSY	1	
15	98706-04016	SCREW, FLAT HEAD	1	
16	95027-06025	BOLT, FLANGE	2	
17	4FM-25894-00	TANK, RESERVOIR	1	
18	56A-25867-00	BRACKET, MASTER CYLINDER	1	
19	3PA-24356-00	CLIP, PIPE 1	2	
20	4FM-2585F-00	HOSE	1	
21	4FM-26296-00	BRACKET	1	
22	91317-06012	BOLT	2	
23	4FM-26475-00	HOLDER	1	
24	98507-04008	SCREW, PAN HEAD	1	
25	3GM-26470-A0	HOSE, CLUTCH	1	
26	90401-10159	BOLT, UNION	2	
27	90201-10118	WASHER, PLATE	4	



4HD300-3350

E9

FIG. 36 STAND • FOOTREST

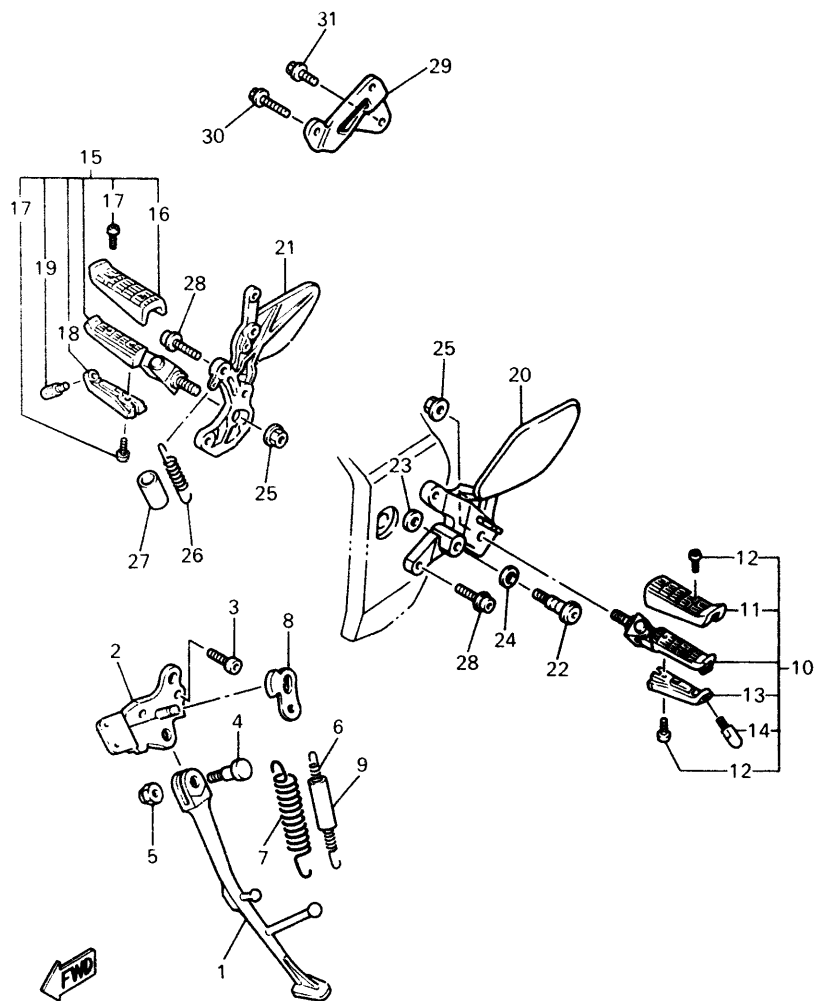


4HS300-3360

REF. NO.	PART NO.	DESCRIPTION	Q'TY	REMARKS
1	4FM-27311-00	STAND, SIDE	1	
2	4FM-27321-00	BRACKET, SIDE STAND	1	
3	90110-08155	BOLT, HEXAGON SOCKET HEAD	2	
4	90109-104E6	BOLT	1	
5	90185-10037	NUT, SELF-LOCKING	1	
6	90506-18224	SPRING, TENSION	1	
7	90506-26225	SPRING, TENSION	1	
8	4FM-27315-00	LINK, SIDE STAND	1	
9	1TX-27351-00	GUIDE, SIDE STAND	1	
10	4FM-27410-00	FRONT FOOTREST ASSY (LEFT)	1	
11	2GH-27413-00	•COVER, FOOTREST	1	
12	90157-05079	•SCREW, PAN HEAD	3	
13	4FM-27471-00	•BAR, FOOTREST 1	1	
14	4FM-27435-00	•BOLT	1	
15	4FM-27420-00	FRONT FOOTREST ASSY (RIGHT)	1	
16	2GH-27413-00	•COVER, FOOTREST	1	
17	90157-05079	•SCREW, PAN HEAD	3	
18	4FM-27471-00	•BAR, FOOTREST 1	1	
19	4FM-27435-00	•BOLT	1	
20	4FM-27442-00	BRACKET 2	1	
21	4FM-27443-00	BRACKET 3	1	
22	4BP-27434-01	BOLT	1	
23	90201-08326	WASHER, PLATE	1	
24	90201-127J6	WASHER, PLATE	1	
25	90179-10658	NUT	2	
26	90506-20377	SPRING, TENSION	1	
27	90446-17346	HOSE	1	
28	90110-08231	BOLT, HEXAGON SOCKET HEAD	4	

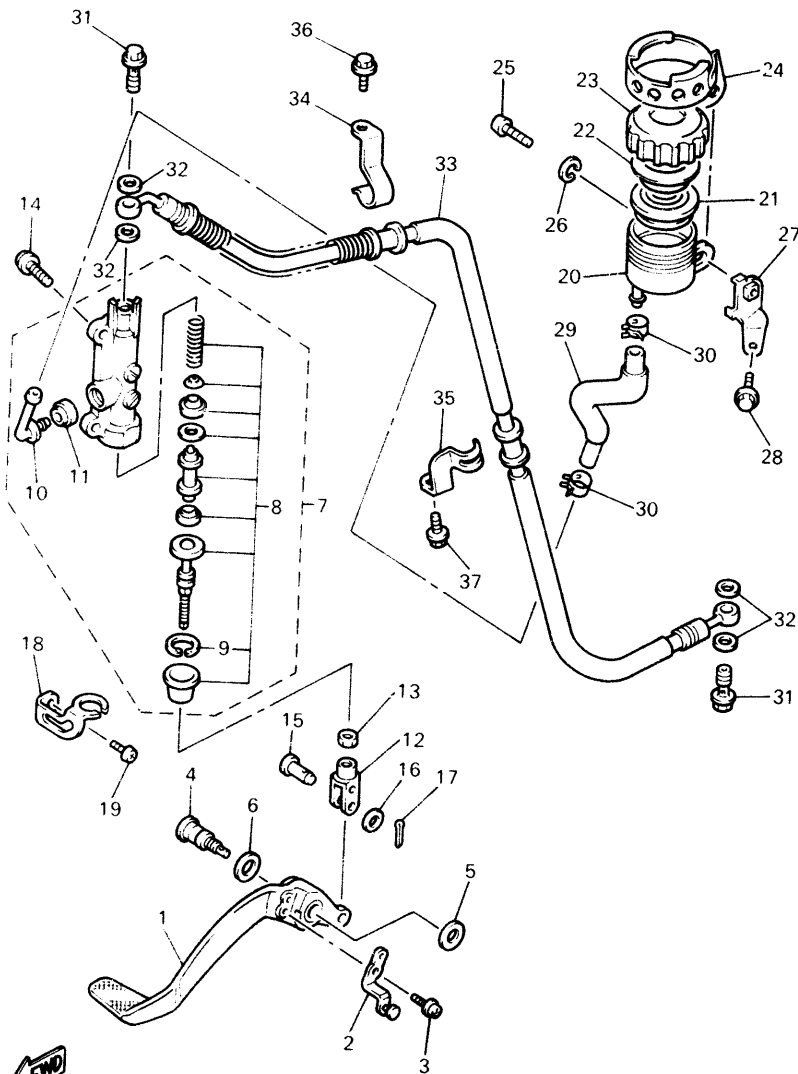
FIG. 36 STAND • FOOTREST

REF. NO.	PART NO.	DESCRIPTION	Q'TY	REMARKS
29	4FM-21445-00	STAY, MUFFLER 1	1	
30	95817-08020	BOLT, FLANGE	1	
31	90105-10217	BOLT, WASHER BASED	1	



4HS300-3360

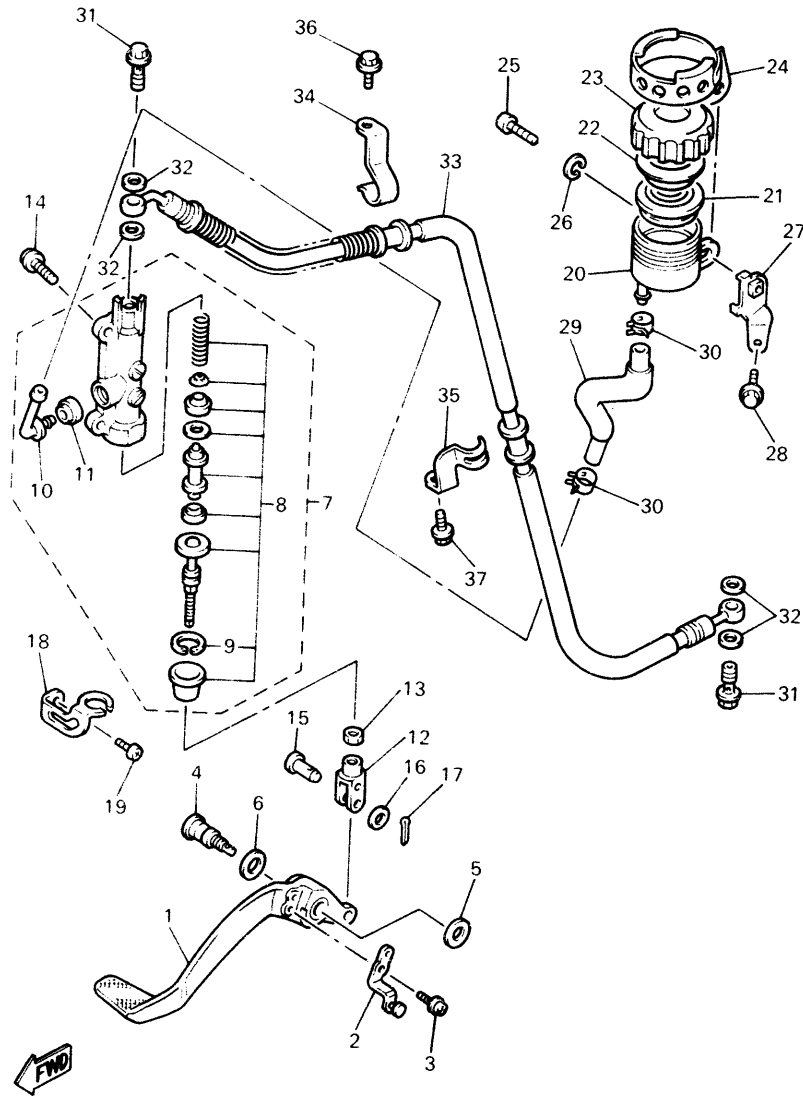
FIG. 37 REAR MASTER CYLINDER



4HD300-3370

REF. NO.	PART NO.	DESCRIPTION	Q'TY	REMARKS
1	4FM-27211-00	PEDAL, BRAKE	1	
2	4FM-27254-00	HOOK	1	
3	90159-06045	SCREW, WITH WASHER	1	
4	3YF-27261-00	SHAFT	1	
5	90201-104R2	WASHER, PLATE	1	
6	90206-14086	WASHER, WAVE	1	
7	4BH-2583V-00	RR. MASTER CYLINDER ASSY.	1	
8	4BH-W0042-50	•CYLINDER KIT, MASTER	1	
9	3LN-2585G-00	••CIRCLIP	1	
10	4BP-2582A-00	•JOINT	1	
11	4BP-2585F-00	•BUSH	1	
12	4FM-27222-00	JOINT	1	
13	95307-08700	NUT	1	
14	92017-08020	SCREW	2	
15	90240-08124	PIN, CLEVIS	1	
16	90201-08083	WASHER, PLATE	1	
17	91490-20025	PIN, COTTER	1	
18	4FM-2144G-00	STAY, STOP SWITCH	1	
19	98507-06010	SCREW, PAN HEAD	1	
20	31A-25894-01	TANK, RESERVOIR	1	
21	360-25854-00	DIAPHRAGM, RESERVOIR	1	
22	2GU-25855-00	BUSH, DIAPHRAGM	1	
23	2KF-25852-50	CAP, RESERVOIR	1	
24	3PJ-25888-00	COVER, RESERVOIR TANK	1	
25	98507-06020	SCREW, PAN HEAD	1	
26	92907-06100	WASHER	1	
27	4FM-2133G-00	BRACKET, RESERVER	1	
28	95817-06016	BOLT, FLANGE	1	

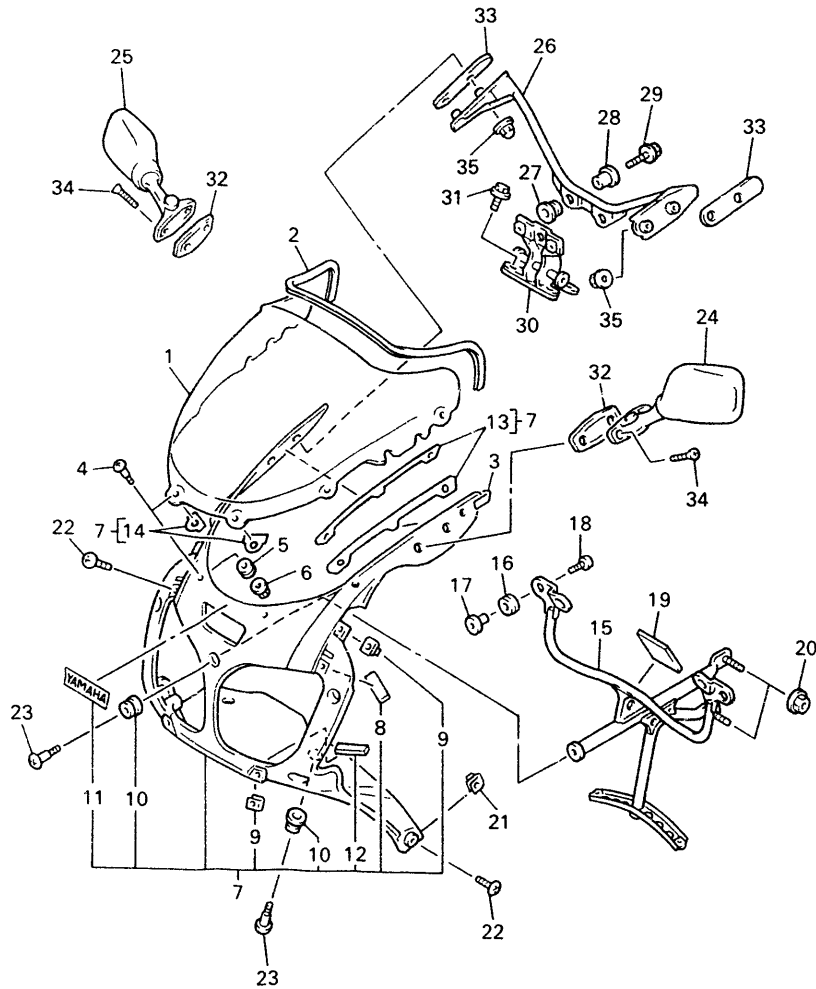
FIG. 37 REAR MASTER CYLINDER



4HD300-3370

REF. NO.	PART NO.	DESCRIPTION	Q'TY	REMARKS
29	4FM-25895-00	HOSE, RESERVOIR	1	
30	90467-14057	CLIP	2	
31	90401-10159	BOLT, UNION	2	
32	90201-10118	WASHER, PLATE	4	
33	4FM-25874-01	HOSE, BRAKE	1	
34	4FM-25875-00	HOLDER, BRAKE HOSE 1	1	
35	4FM-25876-00	HOLDER, BRAKE HOSE 2	1	
36	95027-06016	BOLT, FLANGE	1	
37	95027-06008	BOLT, FLANGE	1	

FIG. 38 COWLING 1

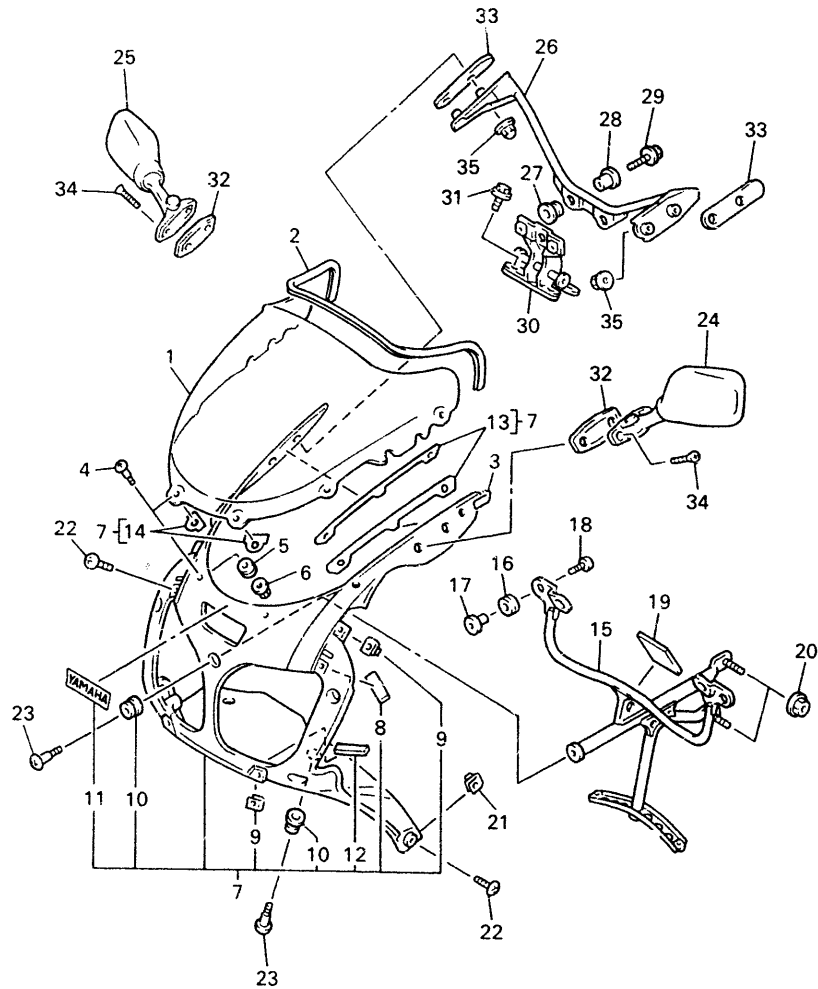


REF. NO.	PART NO	DESCRIPTION	Q'TY	REMARKS
1	4FM-28381-10	WINDSHIELD	1	
2	4FN-28345-00	MOLE 1	1	
3	4FN-28344-00	TAPE	2	
4	90149-05273	SCREW	6	
5	4FM-28215-00	WASHER, SPECIAL	6	
6	95707-05500	NUT, FLANGE	6	
7	4FM-Y2835-30-4B	COWLING ASS'Y	1	BLACK 2
8	89X-77167-00	•TRIM 3	2	
9	90183-05024	•NUT, SPRING	6	
10	90480-13398	•GROMMET	3	
11	99236-00100	•EMBLEM, YAMAHA	1	
12	3MA-21649-00	•DAMPER	2	
13	4FM-2834V-00	•PROTECTOR 1	2	
14	4FM-2834W-00	•PROTECTOR 2	2	
15	4FM-28356-00	STAY 1	1	
16	90480-13163	GROMMET	2	
17	90560-06201	SPACER	2	
18	97707-50016	SCREW, TAPPING	2	
19	51L-28371-00	DAMPER	1	
20	95617-08200	NUT, SELF-LOCKING	2	
21	90183-05024	NUT, SPRING	2	
22	90150-05039	SCREW, ROUND HEAD	8	
23	90150-06036	SCREW, ROUND HEAD	3	
24	4FM-26280-10	REAR VIEW MIRROR ASSY (LEFT)	1	BLACK
25	4FM-26290-10	REAR VIEW MIRROR ASSY (RIGHT)	1	BLACK
26	4FM-2831W-00	STAY, MIRROR 1	1	
27	90480-13398	GROMMET	2	
28	90387-067N5	COLLAR	2	



4HS300-5380

FIG. 38 COWLING 1



REF. NO.	PART NO.	DESCRIPTION	Q'TY	REMARKS
29	95027-06016	BOLT, FLANGE	2	
30	4FM-2832W-00	STAY, MIRROR 2	1	
31	95027-06012	BOLT, FLANGE	2	
32	4FM-26299-00	PLATE, MIRROR FITTING 2	2	
33	3XV-26298-00	PLATE, MIRROR FITTING 1	2	
34	98707-06025	SCREW, FLAT HEAD	4	
35	90176-06055	NUT, CROWN	4	



4HS300-5380

CONTENTS

GENERAL SPEC.

ENGINE

Cylinder Head	B2
Cylinder	B3
Crankshaft · Piston	B4
Valve	B5 ~ B6
Camshaft · Chain	B7
Water Pump	B8
Radiator · Hose	B9 ~ B10
Oil Pump	B11 ~ B12
Oil Cleaner	B13
Intake	B14 ~ B15
Carburetor	C2 ~ C3
Exhaust	C4
Crankcase	C5 ~ C6
Crankcase Cover 1	C7 ~ C8
Starter	C9
Clutch	C10
Transmission	C11 ~ C12
Shift Cam · Fork	C13
Shift Shaft	C14

CHASSIS

Frame	C15 ~ D2
Fender	D3 ~ D4
Side Cover	D5
Rear Arm	D6 ~ D7
Rear Suspension	D8
Steering	D9
Front Fork	D10 ~ D11
Fuel Tank	D12 ~ D13

Seat	D14
Front Wheel	D15
Front Brake Caliper	E2
Rear Wheel	E3 ~ E4
Rear Brake Caliper	E5
Steering Handle · Cable	E6
Front Master Cylinder	E7 ~ E8
Front Master Cylinder 2	E9
Stand · Footrest	E10 ~ E11
Rear Master Cylinder	E12 ~ E13
Cowling 1	E14 ~ E15
Cowling 2	F2 ~ F3
Generator	F4
Pick Up Coil · Governor	F5
Starting Motor	F6
Flasher Light	F7
Meter	F8
Headlight	F9
Taillight	F10
Electrical 1	F11
Electrical 2	F12

INDIVIDUAL SPEC. FOR ITALY

Alternate (Headlight)	F14
-----------------------------	-----

FOR HOLLAND

Alternate (Headlight)	G2
-----------------------------	----

FOR ENGLAND, IRELAND

Alternate (Meter)	G4
Alternate (Headlight)	G5

INDEX

NUMERICAL INDEX	L1 ~ L5
-----------------------	---------

CONTENTS

GENERAL SPEC.

ENGINE

Cylinder Head	B2
Cylinder	B3
Crankshaft · Piston	B4
Valve	B5 ~ B6
Camshaft · Chain	B7
Water Pump	B8
Radiator · Hose	B9 ~ B10
Oil Pump	B11 ~ B12
Oil Cleaner	B13
Intake	B14 ~ B15
Carburetor	C2 ~ C3
Exhaust	C4
Crankcase	C5 ~ C6
Crankcase Cover 1	C7 ~ C8
Starter	C9
Clutch	C10
Transmission	C11 ~ C12
Shift Cam · Fork	C13
Shift Shaft	C14

CHASSIS

Frame	C15 ~ D2
Fender	D3 ~ D4
Side Cover	D5
Rear Arm	D6 ~ D7
Rear Suspension	D8
Steering	D9
Front Fork	D10 ~ D11
Fuel Tank	D12 ~ D13

Seat	D14
Front Wheel	D15
Front Brake Caliper	E2
Rear Wheel	E3 ~ E4
Rear Brake Caliper	E5
Steering Handle · Cable	E6
Front Master Cylinder	E7 ~ E8
Front Master Cylinder 2	E9
Stand · Footrest	E10 ~ E11
Rear Master Cylinder	E12 ~ E13
Cowling 1	E14 ~ E15
Cowling 2	F2 ~ F3
Generator	F4
Pick Up Coil · Governor	F5
Starting Motor	F6
Flasher Light	F7
Meter	F8
Headlight	F9
Taillight	F10
Electrical 1	F11
Electrical 2	F12

INDIVIDUAL SPEC. FOR ITALY

Alternate (Headlight)	F14
-----------------------------	-----

FOR HOLLAND

Alternate (Headlight)	G2
-----------------------------	----

FOR ENGLAND, IRELAND

Alternate (Meter)	G4
Alternate (Headlight)	G5

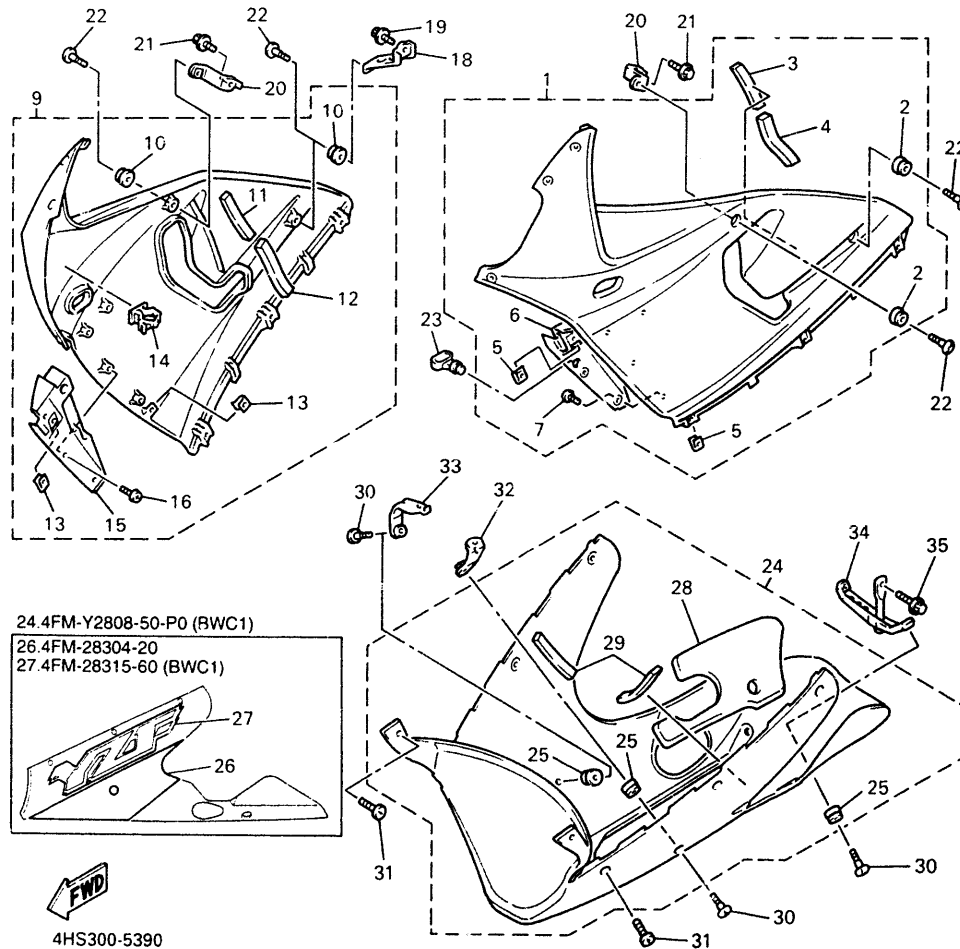
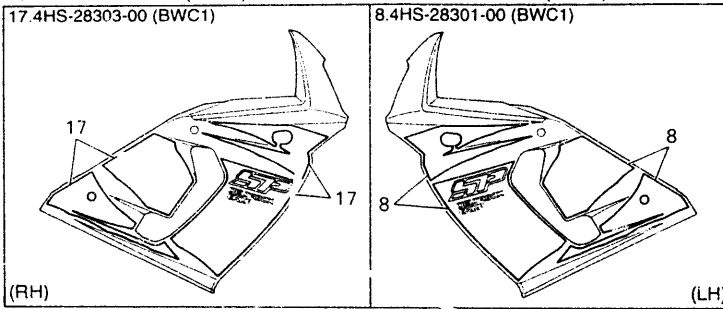
INDEX

NUMERICAL INDEX	L1 ~ L5
-----------------------	---------

FIG. 39 COWLING 2

9.4FM-Y283V-60-P0 (BWC1)
17.4HS-28303-00 (BWC1)

1.4FM-Y283U-60-P0 (BWC1)
8.4HS-28301-00 (BWC1)



REF. NO.	PART NO.	DESCRIPTION	Q'TY	REMARKS
1	4FM-Y283U-60-P0	PANEL ASSEMBLY 1	1	BLUSH WHITE COCKTAIL 1
2	90480-13398	•GROMMET	2	
3	8V7-21961-00	•PATCH 1	1	
4	4FM-28371-10	•DAMPER	1	
5	90183-05024	•NUT, SPRING	5	
6	4FM-2836K-00	•PANEL, INNER 1	1	
7	97707-40014	•SCREW, TAPPING	4	
8	4HS-28301-00	•GRAPHIC SET, LOWER COVER 1	1	
9	4FM-Y283V-60-P0	PANEL ASSEMBLY 2	1	BLUSH WHITE COCKTAIL 1
10	90480-13398	•GROMMET	2	
11	8V7-21961-00	•PATCH 1	1	
12	4FM-28371-10	•DAMPER	1	
13	90183-05024	•NUT, SPRING	5	
14	90464-25160	•CLAMP	1	
15	4FM-2836L-00	•PANEL, INNER 2	1	
16	97707-40014	•SCREW, TAPPING	4	
17	4HS-28303-00	•GRAPHIC SET, LOWER COVER 2	1	
18	4FM-28322-00	STAY 2	1	
19	95807-06010	BOLT, FLANGE	1	
20	4FM-2836H-00	BRACKET 5	2	
21	95817-08012	BOLT, FLANGE	2	
22	90150-06036	SCREW, ROUND HEAD	4	
23	1A8-21518-00	HOLDER, CABLE	1	
24	4FM-Y2808-50-P0	COVER ASSY, UNDER	1	BLUSH WHITE COCKTAIL 1
25	90480-13398	•GROMMET	4	
26	4FM-28304-20	•GRAPHIC SET, LOWER COVER 3	1	
27	4FM-28315-60	•FMBLEM	2	
28	4FM-2848K-10	•SEAT 2	1	

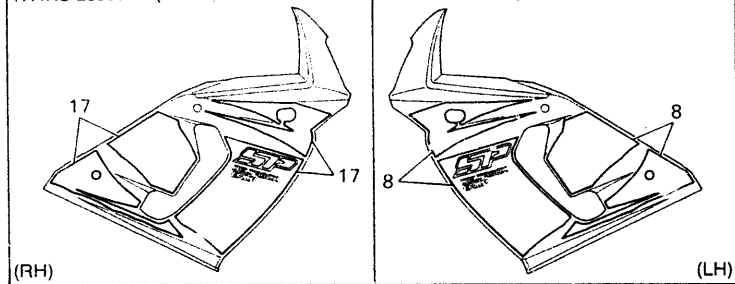
FIG. 39 COWLING 2

9.4FM-Y283V-60-P0 (BWC1)

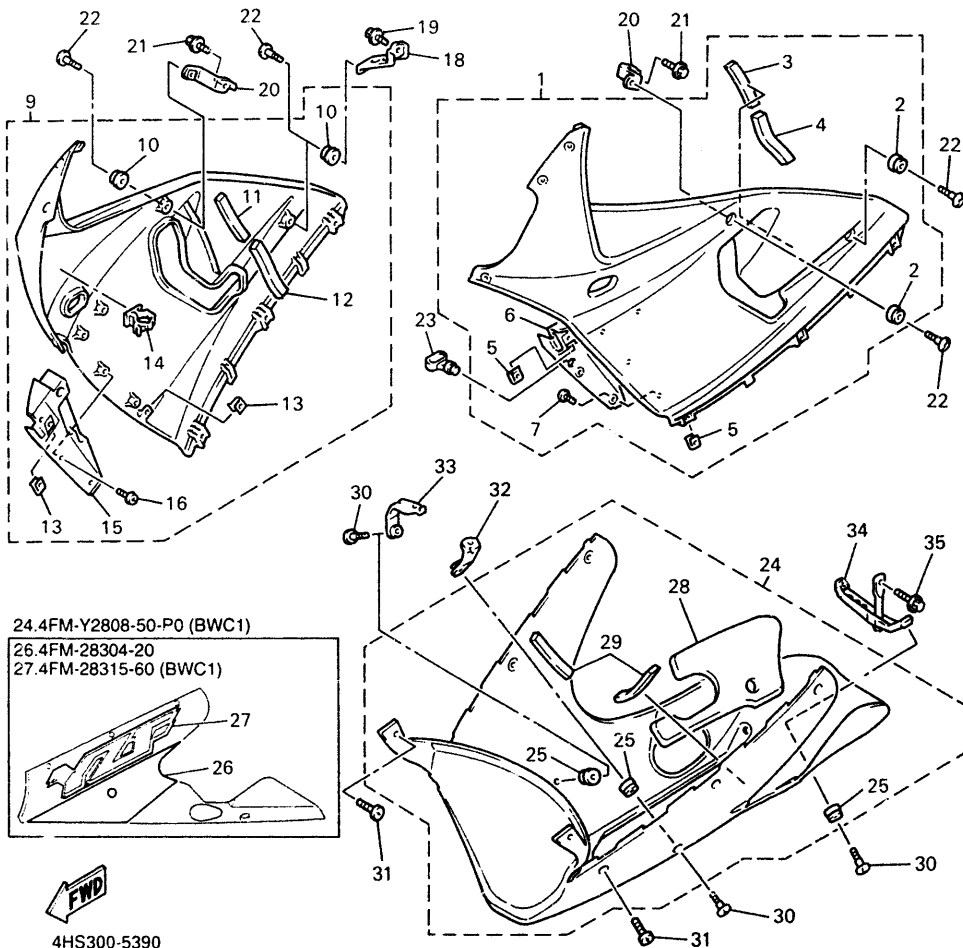
1.4FM-Y283U-60-P0 (BWC1)

17.4HS-28303-00 (BWC1)

8.4HS-28301-00 (BWC1)

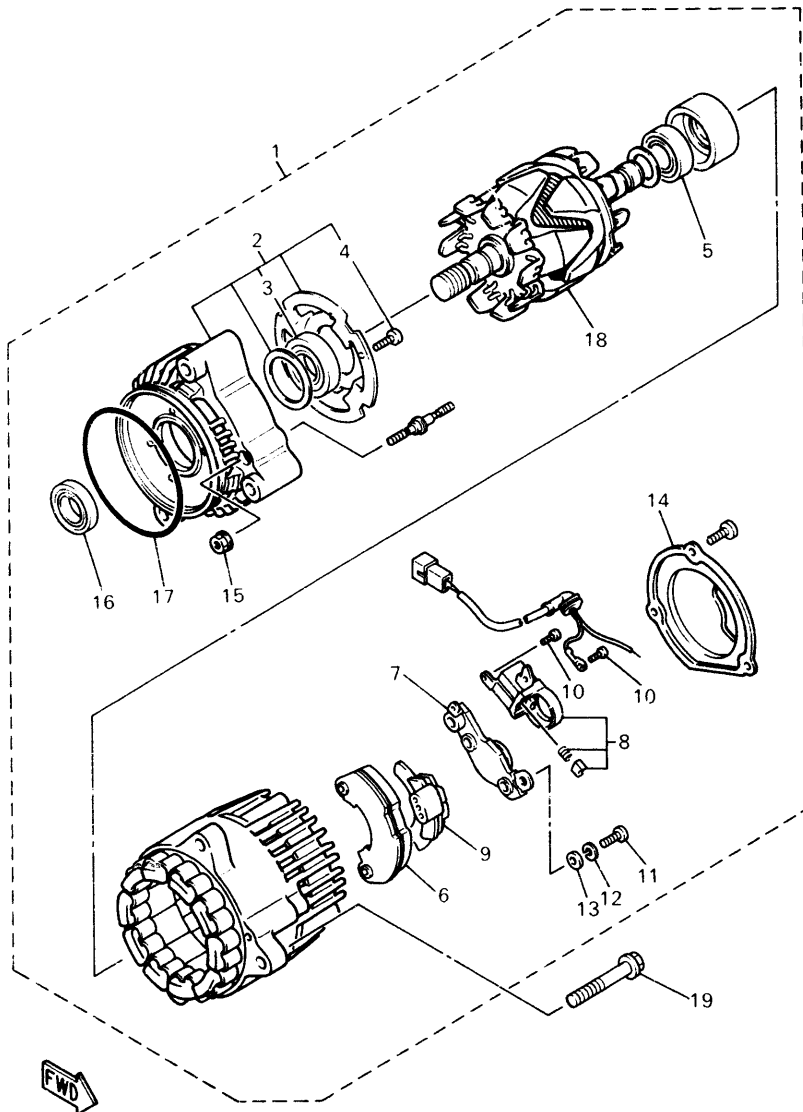


REF. NO.	PART NO.	DESCRIPTION	Q'TY	REMARKS
29	8V7-21961-00	PATCH 1	2	
30	90150-06036	SCREW, ROUND HEAD	4	
31	90150-05039	SCREW, ROUND HEAD	8	
32	4FM-2836F-00	BRACKET 3	1	
33	4FM-2836G-00	BRACKET 4	1	
34	4FM-2831T-00	STAY, SUPPORT 1	1	
35	90119-06018	BOLT, WITH WASHER	1	



F3

FIG. 40 GENERATOR

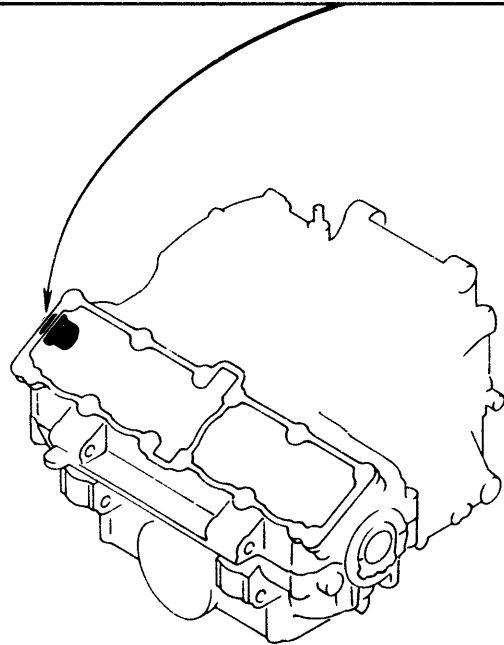
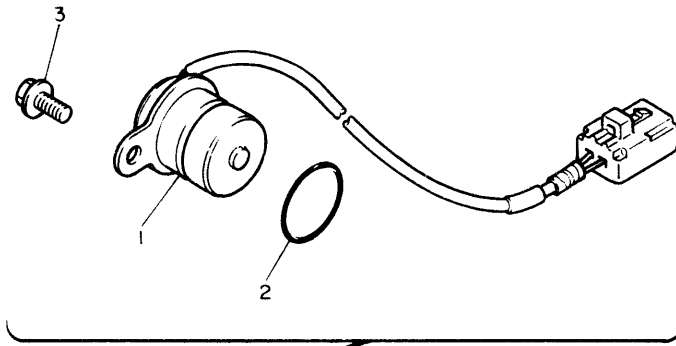


4BH332-3430

REF. NO.	PART NO.	DESCRIPTION	Q'TY	REMARKS
1	4BH-81600-00	A.C. GENERATOR ASSY	1	
2	4BH-81634-00	•STATOR ASSY	1	
3	4BH-81643-00	••BEARING	1	
4	4BH-81645-00	••SCREW	4	
5	4BH-81643-10	•BEARING	1	
6	4BH-81970-00	•RECTIFIER ASSY	1	
7	36Y-81910-50	•VOLTAGE REGULATOR ASSY	1	
8	3FV-81619-00	•BRUSH HOLDER ASSY	1	
9	4BH-81972-00	•COVER, RECTIFIER	1	
10	3FV-81645-00	•SCREW	2	
11	98507-05018	•SCREW, PAN HEAD	3	
12	92901-05100	•WASHER, SPRING	3	
13	92990-05600	•WASHER, PLATE	3	
14	4BH-81604-00	•COVER ASSY	1	
15	95707-05500	•NUT, FLANGE	2	
16	36Y-81638-50	•OIL SEAL	1	
17	2KT-81642-50	•O-RING	1	
18	4BH-81660-00	•ROTOR ASSY	1	
19	95817-08065	•BOLT, FLANGE	3	

FIG. 41 PICK UP COIL • GOVERNOR

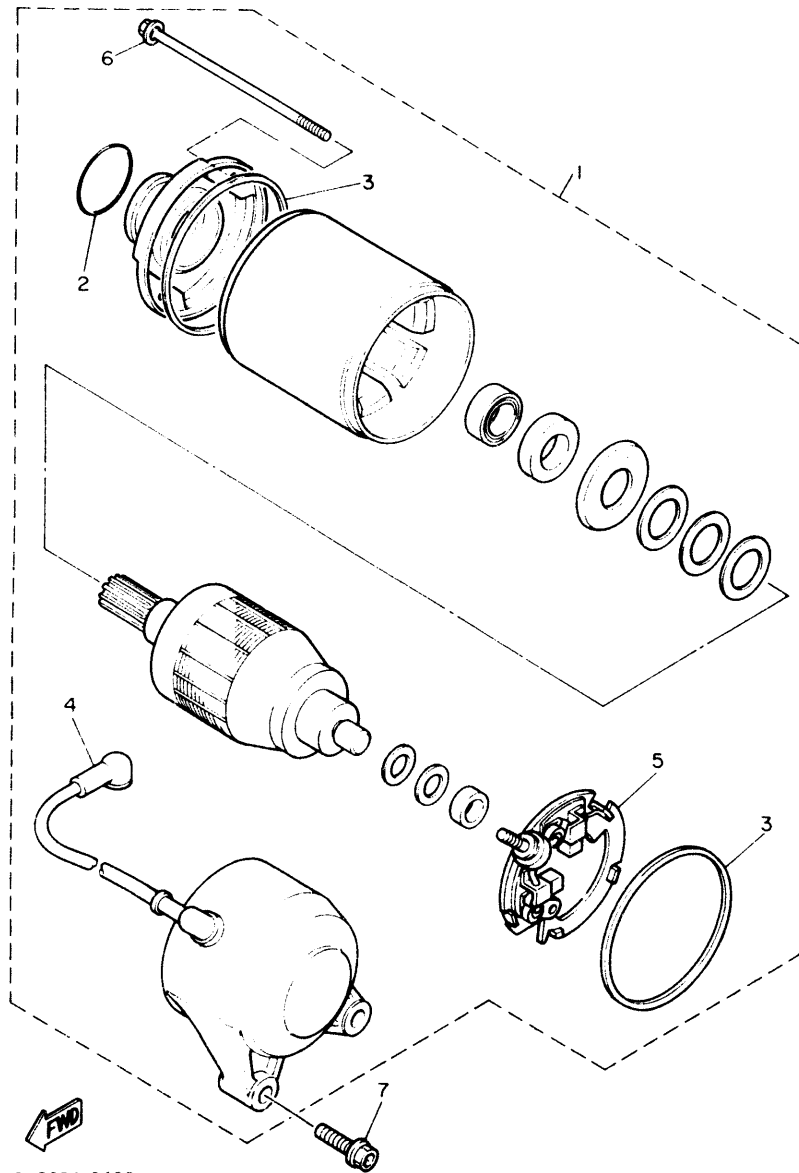
REF. NO.	PART NO.	DESCRIPTION	Q'TY	REMARKS
1	3GM-81670-00	PICK-UP ASSY	1	
2	93210-19216	O-RING	1	
3	95027-06012	BOLT, FLANGE	1	



2GH300-7400

F5

FIG. 42 STARTING MOTOR

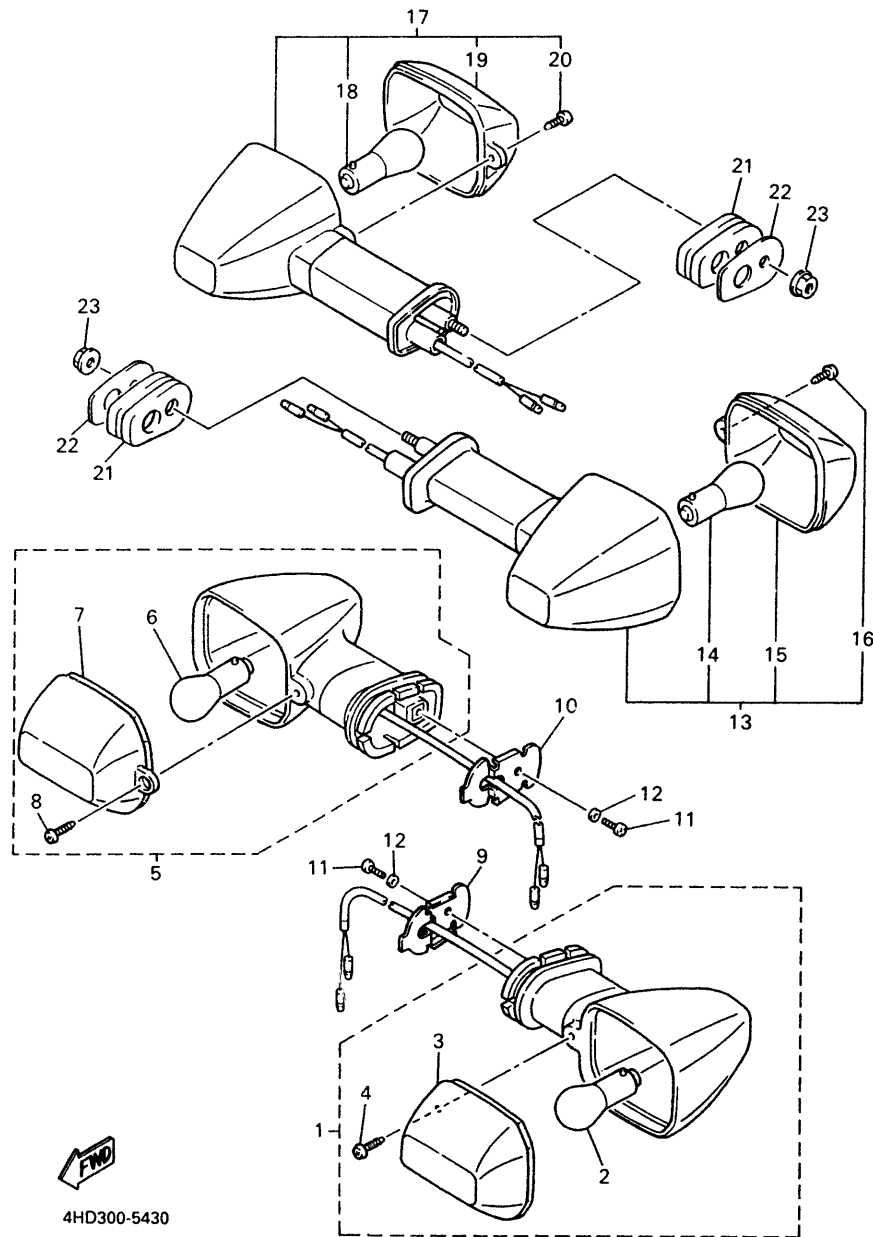


3KS351-9420

REF. NO.	PART NO.	DESCRIPTION	Q'TY	REMARKS
1	3XF-81800-00	STARTING MOTOR ASS'Y	1	
2	26H-81847-00	•O-RING	1	
3	11H-81844-00	•GASKET	2	
4	2KT-81815-00	•CORD, STARTER MOTOR	1	
5	3KS-81840-00	•BRUSH HOLDER ASSY	1	
6	3HE-81826-00	•BOLT	2	
7	95827-06025	BOLT, FLANGE	2	

F6

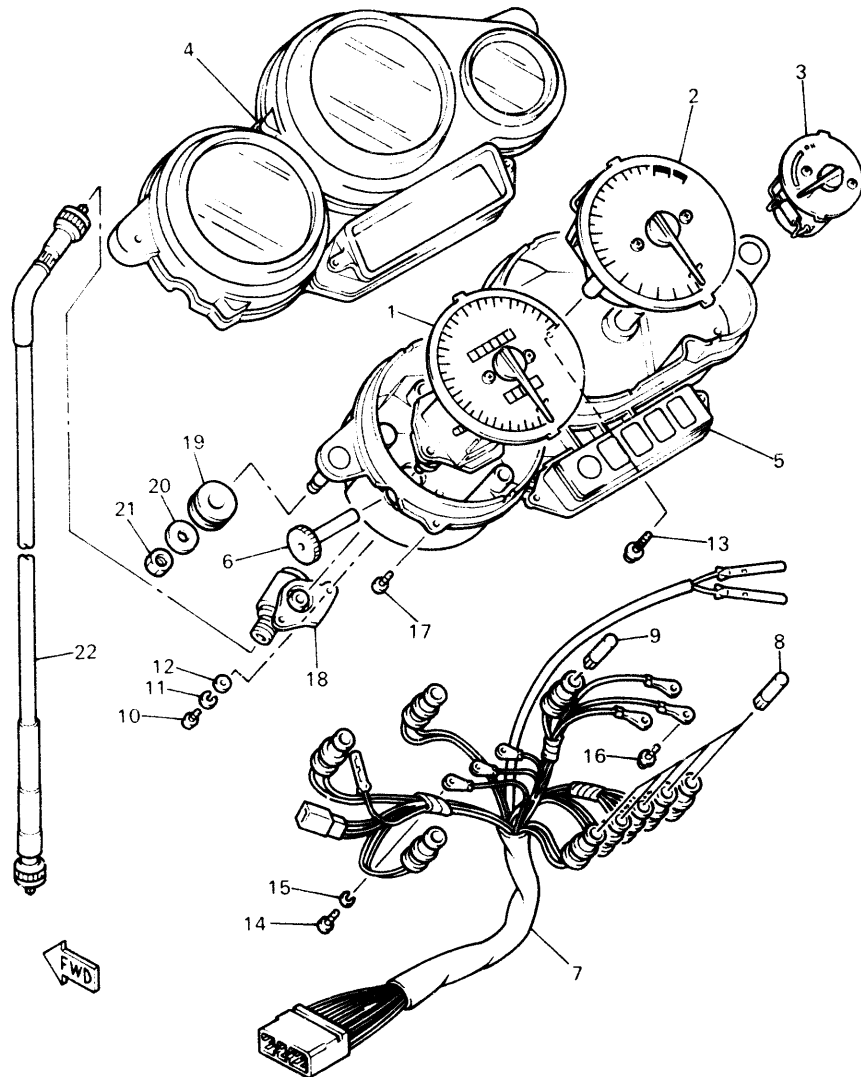
FIG. 43 FLASHER LIGHT



4HD300-5430

REF. NO.	PART NO.	DESCRIPTION	Q'TY	REMARKS
1	4JH-83310-00	FRONT FLASHER LIGHT ASSY 1	1	
2	306-83311-40	•BULB, FLASHER (12V-21W)	1	
3	4JH-83332-00	•LENS, FLASHER	1	
4	97702-40610	•SCREW, TAPPING	1	
5	4JH-83320-00	FRONT FLASHER LIGHT ASSY 2	1	
6	306-83311-40	•BULB, FLASHER (12V-21W)	1	
7	4JH-83342-00	•LENS, FLASHER 2	1	
8	97702-40610	•SCREW, TAPPING	1	
9	4JH-83318-10	STAY, FLASHER 1	1	
10	4JH-83318-00	STAY, FLASHER 1	1	
11	98507-04008	SCREW, PAN HEAD	2	
12	92907-04600	WASHER	2	
13	4JH-83330-00	REAR FLASHER LIGHT ASSY 1	1	
14	306-83311-40	•BULB, FLASHER (12V-21W)	1	
15	4JH-83332-00	•LENS, FLASHER	1	
16	97702-40610	•SCREW, TAPPING	1	
17	4JH-83340-00	•FLASHER LIGHT ASSY 2	1	
18	306-83311-40	•BULB, FLASHER (12V-21W)	1	
19	4JH-83342-00	•LENS, FLASHER 2	1	
20	97702-40610	•SCREW, TAPPING	1	
21	4FM-83345-00	PLUG, BLIND	2	
22	4FM-83369-00	STAY, FLASHER 2	2	
23	95707-06500	NUT, FLANGE	2	

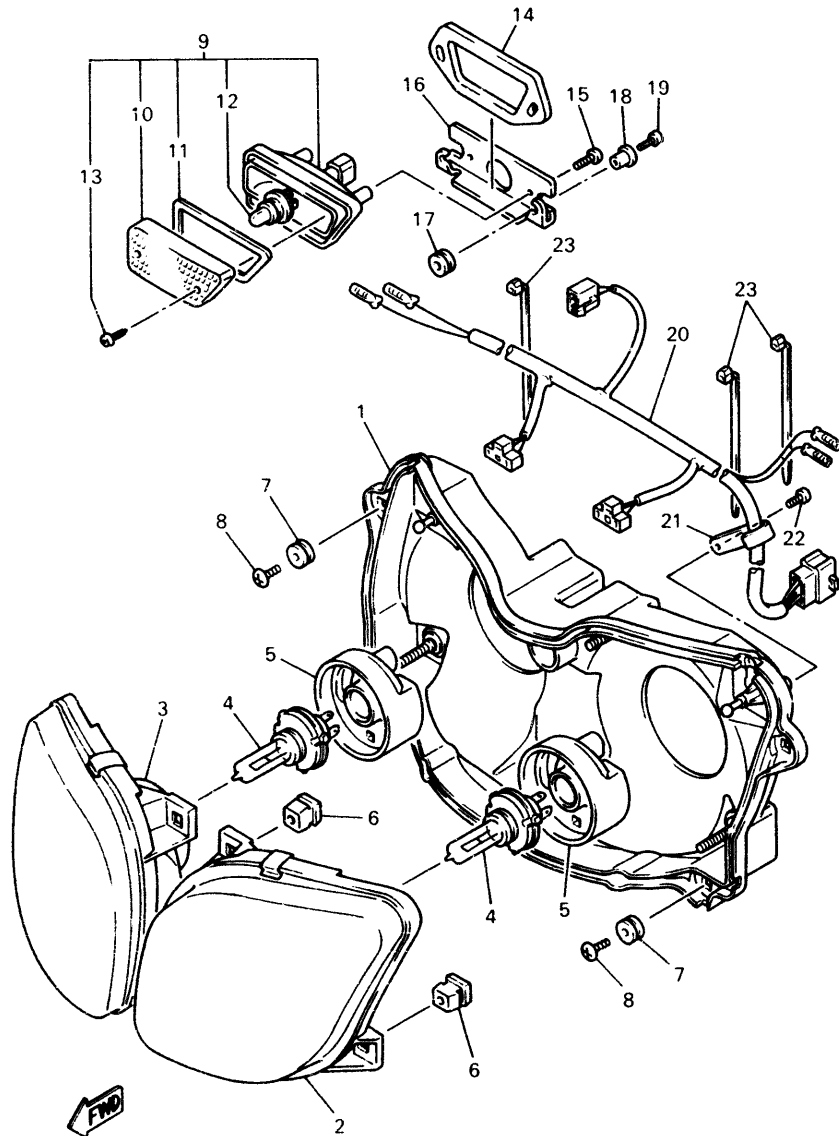
FIG. 44 METER



4HD300-3440

REF. NO.	PART NO.	DESCRIPTION	Q'TY	REMARKS
1	4FM-83570-00	SPEEDOMETER ASSY	1	
2	4FM-83540-00	TACHOMETER ASSY	1	
3	4FM-83590-00	WATER TEMPERATURE ASSY	1	
4	4FM-83559-00	COVER, METER	1	
5	4FM-8353H-40	CASE, UNDER	1	
6	2GH-83578-00	KNOB, TRIP METER	1	
7	4FM-83509-80	SOCKET CORD ASSY	1	
8	4G1-84744-00	BULB (12V-3.4W)	5	
9	2GV-83517-00	BULB (12V-1.7W, T6.5)	4	
10	98507-04010	SCREW, PAN HEAD	4	
11	92907-04100	WASHER	4	
12	92907-04600	WASHER	4	
13	97902-04122	SCREW, WITH WASHER	2	
14	98507-03010	SCREW, PAN HEAD	3	
15	92990-03100	WASHER, SPRING	3	
16	90159-03102	SCREW, WITH WASHER	3	
17	90164-04023	SCREW, TAPPING	5	
18	4FM-83520-00	SOCKET CORD ASSY	1	
19	5J0-83513-00	DAMPER	2	
20	90201-06059	WASHER, PLATE	2	
21	95307-06600	NUT	2	
22	4FM-83550-01	SPEEDOMETER CABLE ASSY	1	

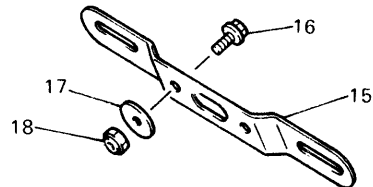
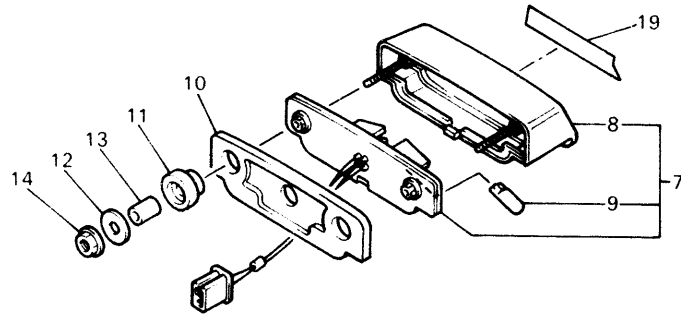
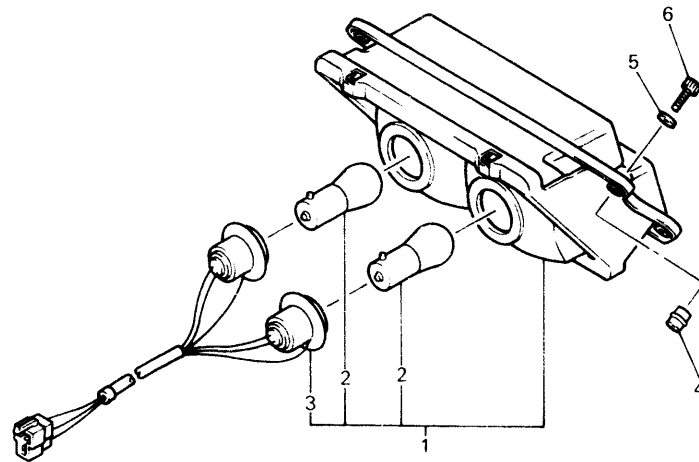
FIG. 45 HEADLIGHT



4HD300-4450

REF. NO.	PART NO.	DESCRIPTION	Q'TY	REMARKS
1	4FM-84330-41	BODY ASSY	1	
2	4FM-84320-10	LENS ASSY	1	
3	4FM-8432A-10	LENS ASSY	1	
4	2F9-84314-00	BULB (12V-60/55W)	2	(H4) HALOGEN
5	4JG-84397-00	COVER, SOCKET	2	
6	51L-84334-00	NUT, ADJUSTING	4	
7	90480-10584	GROMMET	4	
8	97007-60014	SCREW, TAPPING	4	
9	3GM-84301-00	PILOT LIGHT ASSY 1	1	
10	3GM-84321-00	LENS ASSY	1	
11	3GM-84322-00	GASKET, LENS	1	
12	2JE-84744-00	BULB (12V-5W)	1	
13	3GM-84192-00	SCREW (M4, L=12)	2	
14	3GM-84367-50	DAMPER, HEADLIGHT 2	1	
15	97707-50012	SCREW, TAPPING	2	
16	3GM-8431R-00	STAY, SETTING	1	
17	90480-10517	GROMMET	2	
18	90387-052U5	COLLAR	2	
19	90167-05037	SCREW, TAPPING	2	
20	4FM-84359-20	CORD, HEADLIGHT	1	
21	90462-05061	CLAMP	1	
22	97707-50012	SCREW, TAPPING	1	
23	90464-13073	CLAMP	3	

FIG. 46 TAILLIGHT

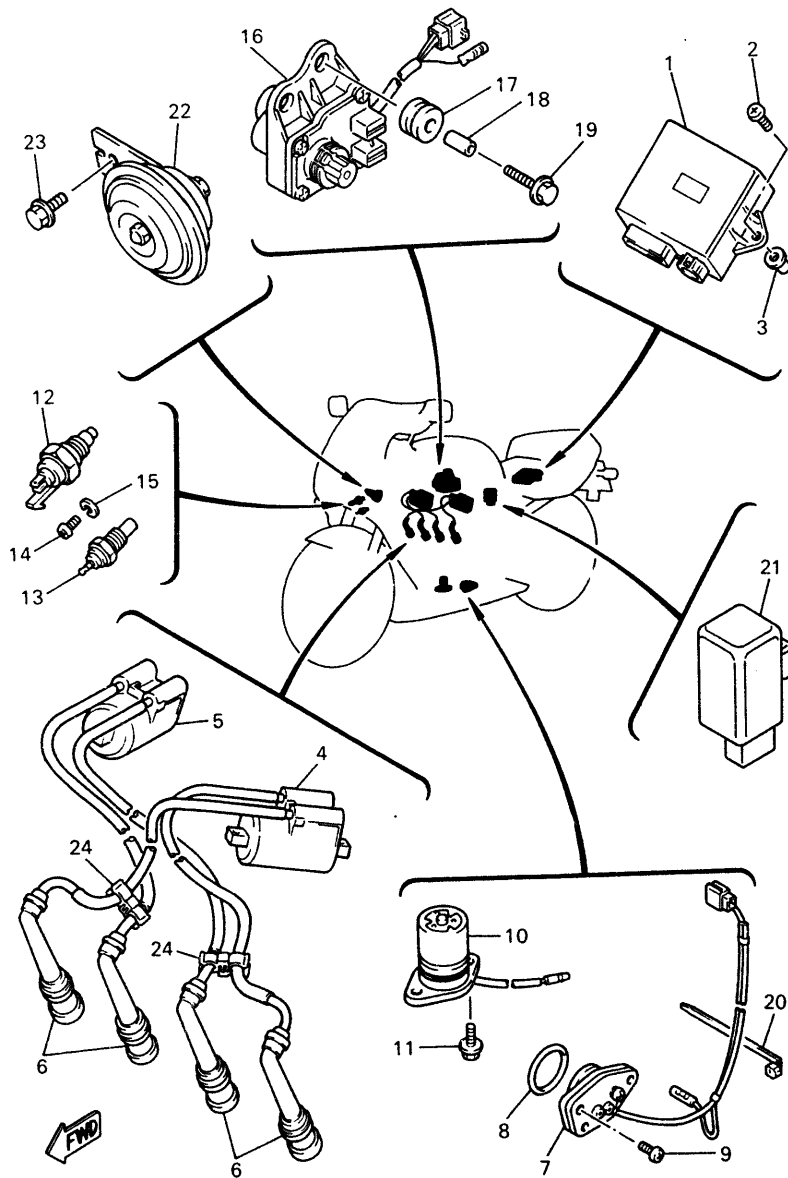


REF. NO.	PART NO.	DESCRIPTION	Q'TY	REMARKS
1	4FM-84710-00	TAILLIGHT UNIT ASSY	1	
2	31L-84714-00	•BULB, TAILLIGHT (12V-21/5W)	2	
3	4FM-84735-00	•CORD ASSY	1	
4	90179-05523	NUT	4	
5	92907-05600	WASHER	4	
6	90110-05112	BOLT, HEXAGON SOCKET HEAD	4	
7	4FM-84745-00	LICENCE LIGHT UNIT ASSY	1	
8	4FM-84749-00	•BODY, LICENCE LIGHT	1	
9	2JE-84744-00	•BULB (12V-5W)	2	
10	3F9-84742-00	SEAT, BASE	1	
11	3F9-84553-00	DAMPER	2	
12	90201-05033	WASHER, PLATE	2	
13	90387-06241	COLLAR	2	
14	95707-05500	NUT, FLANGE	2	
15	3YF-84751-00	BRACKET, LICENSE	1	
16	95027-06016	BOLT, FLANGE	2	
17	90201-06059	WASHER, PLATE	2	
18	95607-06100	NUT, U	2	
19	99236-00080	EMBLEM, YAMAHA	1	



4HD300-3460

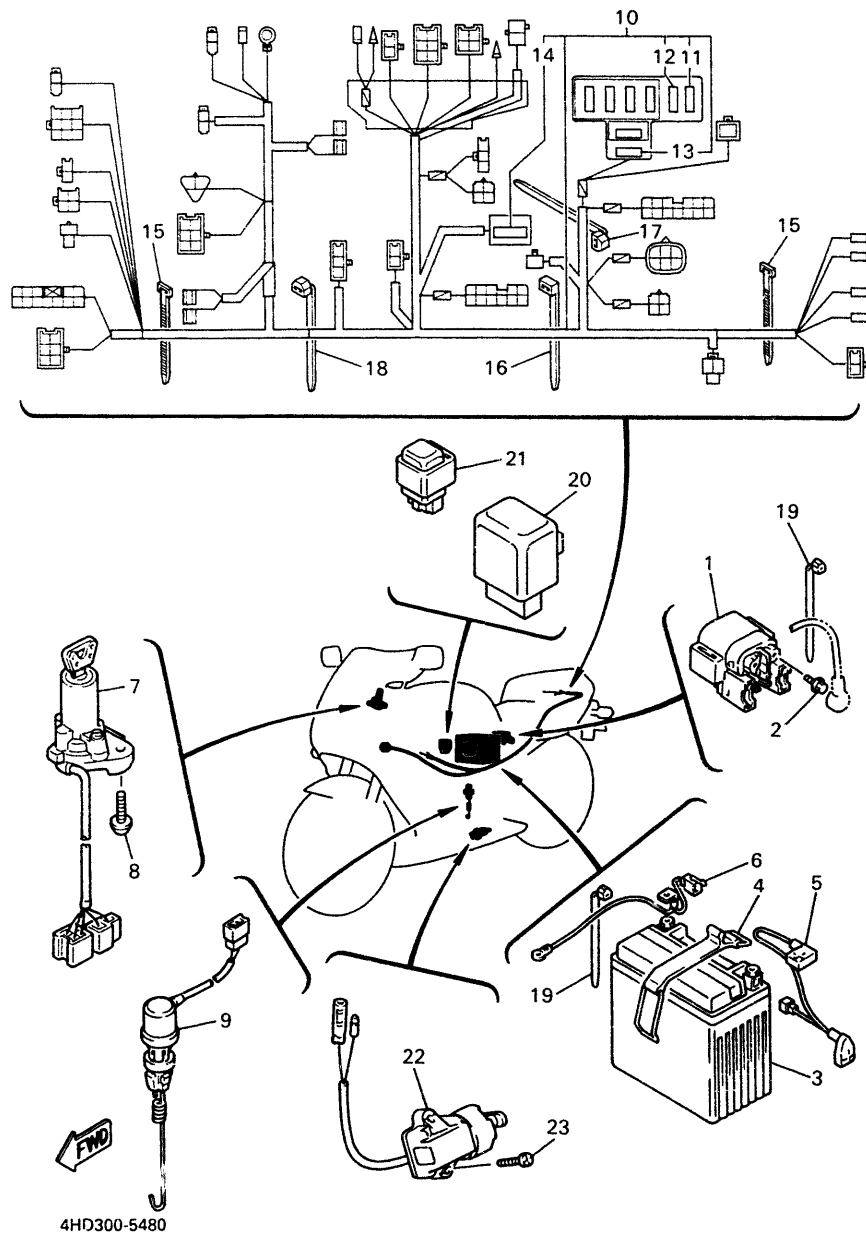
FIG. 47 ELECTRICAL 1



4HD300-5470

REF. NO.	PART NO.	DESCRIPTION	Q'TY	REMARKS
1	4HS-82305-10	IGNITOR UNIT ASSY	1	
2	97707-60016	SCREW, TAPPING	2	
3	90338-08226	PLUG	2	
4	4FM-82310-00	IGNITION COIL ASSY	1	
5	4FM-82320-00	IGNITION COIL ASSY	1	
6	2KT-82370-00	PLUG CAP ASSY	4	
7	4FM-82540-00	NEUTRAL SWITCH ASSY	1	
8	93210-29196	O-RING	1	
9	98507-06016	SCREW, PAN HEAD	2	
10	3GM-85720-00	OIL LEVEL GAUGE ASSY	1	
11	95027-06014	BOLT, FLANGE	2	
12	3LN-82560-00	THERMO SWITCH ASSY	1	
13	11H-83591-00	THERMO UNIT	1	
14	98507-05008	SCREW, PAN HEAD	1	
15	92907-05600	WASHER	1	
16	4FM-85820-00	SERVO MOTOR ASSY	1	
17	90480-14412	GROMMET	2	
18	90387-065V1	COLLAR	2	
19	95807-06030	BOLT, FLANGE	2	
20	90464-13073	CLAMP	1	
21	3GM-83350-00	FLASHER RELAY ASSY	1	
22	4FM-83371-00	HORN	1	
23	95807-06010	BOLT, FLANGE	1	
24	90464-10186	CLAMP	2	

FIG. 48 ELECTRICAL 2



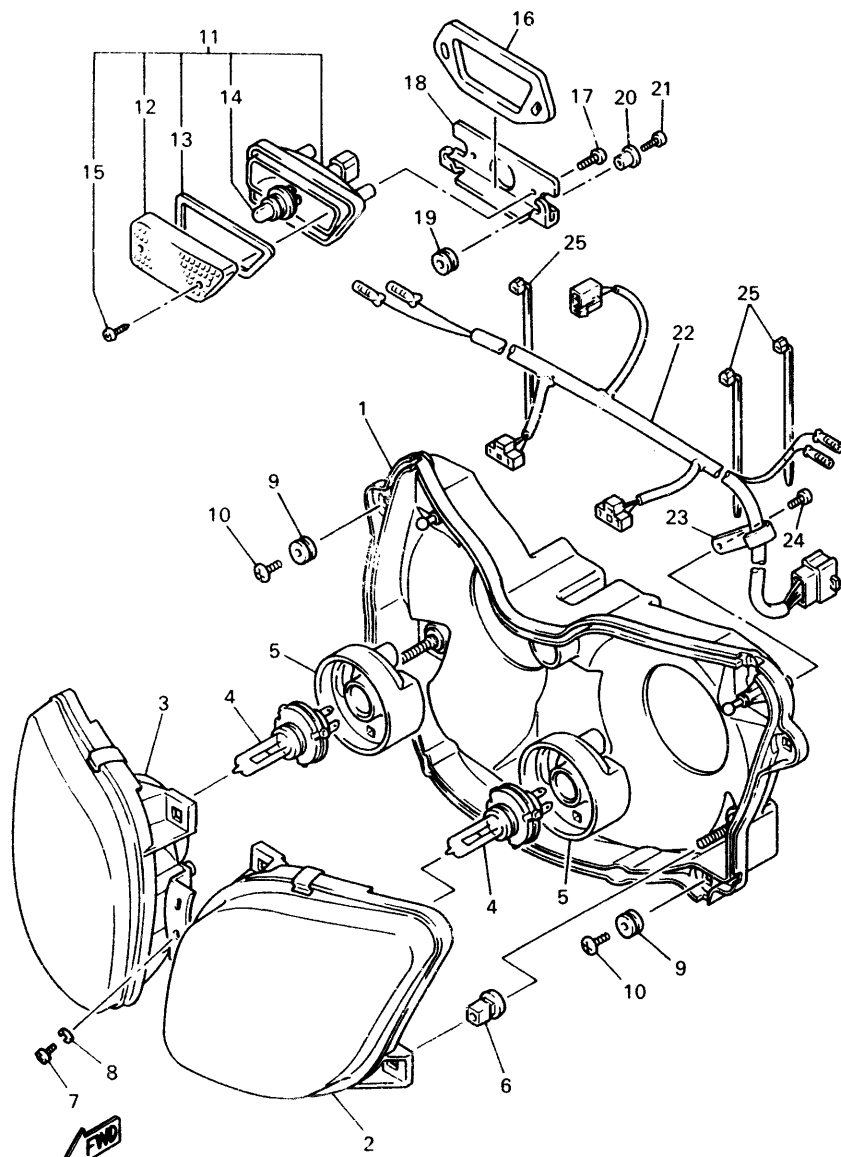
REF. NO.	PART NO.	DESCRIPTION	Q'TY	REMARKS
1	4FM-81940-00	STARTER RELAY ASSY	1	
2	95027-06008	BOLT, FLANGE	2	
3	3VD-82100-00	BATTERY ASSY (YTX12-BS)	1	
4	4BP-82131-00	BAND, BATTERY	1	
5	4FM-82115-00	WIRE, PLUS LEAD	1	
6	3FV-82116-00	WIRE, MINUS LEAD	1	
7	4JH-82501-01	MAIN SWITCH STEERING LOCK	1	
8	90109-080G5	BOLT	2	
9	1KT-82530-02	STOP SWITCH ASSY	1	
10	4FM-82590-10	WIRE HARNESS ASSY	1	
11	2KW-82151-00	•FUSE (12V-7.5A)	3	
12	2GV-82151-00	•FUSE (20A)	3	
13	36Y-82151-00	•FUSE (12V-15A)	2	
14	4FM-82151-00	•FUSE (30A)	1	
15	90464-12089	CLAMP	7	
16	90465-13355	CLAMP	2	
17	90464-13073	CLAMP	1	
18	90464-13073	CLAMP	7	
19	90464-15195	CLAMP	2	
20	3EN-81950-00	RELAY ASSY	1	
21	3GM-81950-00	RELAY ASSY	1	
22	4FM-82566-00	SWITCH, SIDE STAND	1	
23	90157-05079	SCREW, PAN HEAD	2	

FOR ITALY

The following pages provides a listing of only the parts that meet the specifications peculiar to your market. For those parts not appearing in these pages, refer to the "GENERAL SPEC." section.

F13

FIG. 49 ALTERNATE (HEADLIGHT)



4HD300-4490

REF. NO.	PART NO.	DESCRIPTION	Q'TY	REMARKS
1	4FM-84330-31	BODY ASSY	1	
2	4FM-84320-30	LENS ASSY	1	
3	4FM-8432A-30	LENS ASSY	1	
4	1FM-84314-H0	BULB (12V-35/35W)	2	HALOGEN
5	4JG-84397-00	COVER, SOCKET	2	
6	51L-84334-00	NUT, ADJUSTING	1	
7	98507-04008	SCREW, PAN HEAD	2	
8	92907-04100	WASHER	2	
9	90480-10584	GROMMET	4	
10	97707-60014	SCREW, TAPPING	4	
11	3GM-84301-00	PILOT LIGHT ASSY 1	1	
12	3GM-84321-00	•LENS ASSY	1	
13	3GM-84322-00	•GASKET, LENS	1	
14	2JE-84744-00	•BULB (12V-5W)	1	
15	3GM-84192-00	•SCREW (M4, L=12)	2	
16	3GM-84367-50	DAMPER, HEADLIGHT 2	1	
17	97707-50012	SCREW, TAPPING	2	
18	3GM-8431R-00	STAY, SETTING	1	
19	90480-10517	GROMMET	2	
20	90387-052U5	COLLAR	2	
21	90167-05037	SCREW, TAPPING	2	
22	4FM-84359-30	CORD, HEADLIGHT	1	
23	90462-05061	CLAMP	1	
24	97707-50012	SCREW, TAPPING	1	
25	90464-13073	CLAMP	3	

FOR HOLLAND

The following pages provides a listing of only the parts that meet the specifications peculiar to your market. For those parts not appearing in these pages, refer to the "GENERAL SPEC." section.

CONTENTS

GENERAL SPEC.

ENGINE

Cylinder Head	B2
Cylinder	B3
Crankshaft - Piston	B4
Valve	B5 ~ B6
Camshaft - Chain	B7
Water Pump	B8
Radiator - Hose	B9 ~ B10
Oil Pump	B11 ~ B12
Oil Cleaner	B13
Intake	B14 ~ B15
Carburetor	C2 ~ C3
Exhaust	C4
Crankcase	C5 ~ C6
Crankcase Cover 1	C7 ~ C8
Starter	C9
Clutch	C10
Transmission	C11 ~ C12
Shift Cam - Fork	C13
Shift Shaft	C14

CHASSIS

Frame	C15 ~ D2
Fender	D3 ~ D4
Side Cover	D5
Rear Arm	D6 ~ D7
Rear Suspension	D8
Steering	D9
Front Fork	D10 ~ D11
Fuel Tank	D12 ~ D13

Seat	D14
Front Wheel	D15
Front Brake Caliper	E2
Rear Wheel	E3 ~ E4
Rear Brake Caliper	E5
Steering Handle - Cable	E6
Front Master Cylinder	E7 ~ E8
Front Master Cylinder 2	E9
Stand - Footrest	E10 ~ E11
Rear Master Cylinder	E12 ~ E13
Cowling 1	E14 ~ E15
Cowling 2	F2 ~ F3
Generator	F4
Pick Up Coil - Governor	F5
Starting Motor	F6
Flasher Light	F7
Meter	F8
Headlight	F9
Taillight	F10
Electrical 1	F11
Electrical 2	F12

INDIVIDUAL SPEC. FOR ITALY

Alternate (Headlight)	F14
-----------------------------	-----

FOR HOLLAND

Alternate (Headlight)	G2
-----------------------------	----

FOR ENGLAND, IRELAND

Alternate (Meter)	G4
Alternate (Headlight)	G5

INDEX

NUMERICAL INDEX	L1 ~ L5
-----------------------	---------

CONTENTS

GENERAL SPEC.

ENGINE

Cylinder Head	B2
Cylinder	B3
Crankshaft · Piston	B4
Valve	B5 ~ B6
Camshaft · Chain	B7
Water Pump	B8
Radiator · Hose	B9 ~ B10
Oil Pump	B11 ~ B12
Oil Cleaner	B13
Intake	B14 ~ B15
Carburetor	C2 ~ C3
Exhaust	C4
Crankcase	C5 ~ C6
Crankcase Cover 1	C7 ~ C8
Starter	C9
Clutch	C10
Transmission	C11 ~ C12
Shift Cam · Fork	C13
Shift Shaft	C14

CHASSIS

Frame	C15 ~ D2
Fender	D3 ~ D4
Side Cover	D5
Rear Arm	D6 ~ D7
Rear Suspension	D8
Steering	D9
Front Fork	D10 ~ D11
Fuel Tank	D12 ~ D13

Seat	D14
Front Wheel	D15
Front Brake Caliper	E2
Rear Wheel	E3 ~ E4
Rear Brake Caliper	E5
Steering Handle · Cable	E6
Front Master Cylinder	E7 ~ E8
Front Master Cylinder 2	E9
Stand · Footrest	E10 ~ E11
Rear Master Cylinder	E12 ~ E13
Cowling 1	E14 ~ E15
Cowling 2	F2 ~ F3
Generator	F4
Pick Up Coil · Governor	F5
Starting Motor	F6
Flasher Light	F7
Meter	F8
Headlight	F9
Taillight	F10
Electrical 1	F11
Electrical 2	F12

INDIVIDUAL SPEC. FOR ITALY

Alternate (Headlight)	F14
-----------------------------	-----

FOR HOLLAND

Alternate (Headlight)	G2
-----------------------------	----

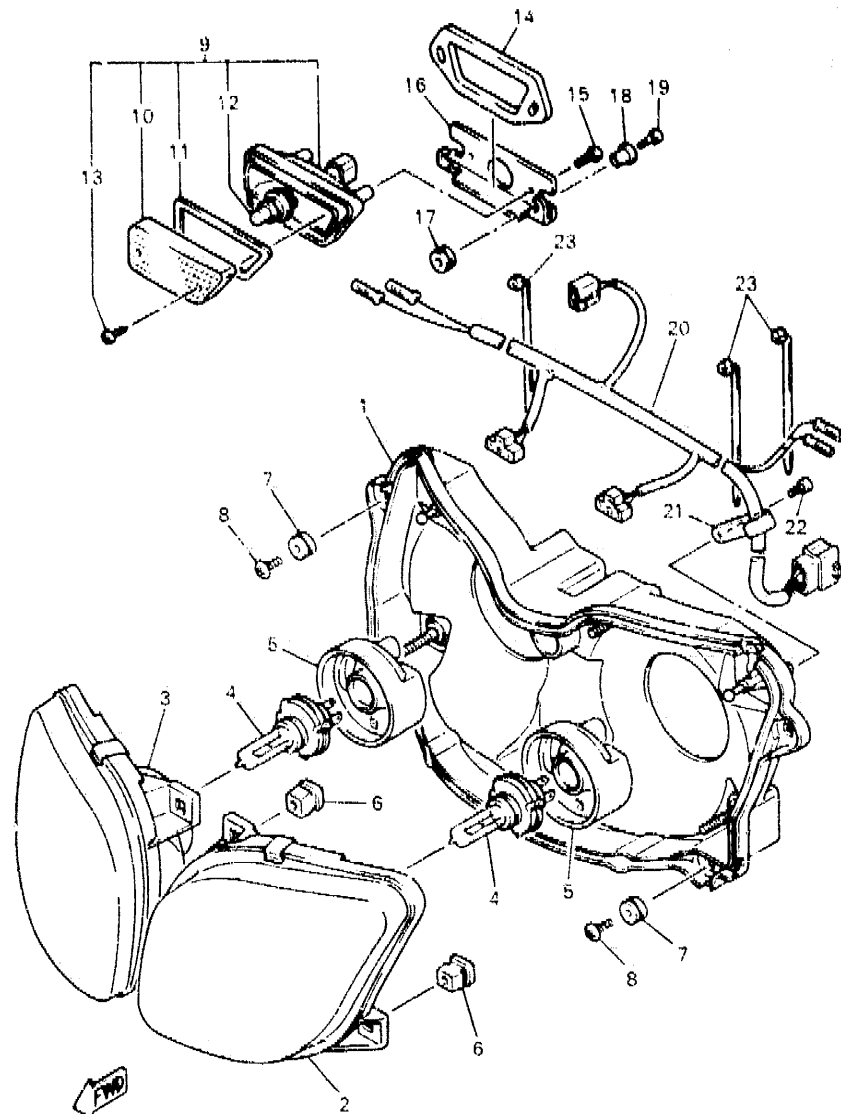
FOR ENGLAND, IRELAND

Alternate (Meter)	G4
Alternate (Headlight)	G5

INDEX

NUMERICAL INDEX	L1 ~ L5
-----------------------	---------

FIG. 50 ALTERNATE (HEADLIGHT)



4HD300-4450

REF. NO.	PART NO.	DESCRIPTION	Q'TY	REMARKS
1	4FM-84330-41	BODY ASSY	1	
2	4FM-84320-10	LENS ASSY	1	
3	4FM-8432A-20	LENS ASSY	1	
4	2F9-84314-00	BULB (12V-60/55W)	2	(H4) HALOGEN
5	4JG-84387-00	COVER, SOCKET	2	
6	51L-84334-00	NUT, ADJUSTING	4	
7	90480-13584	GROMMET	4	
8	97707-60014	SCREW, TAPPING	4	
9	3GM-84301-00	PILOT LIGHT ASSY 1	1	
10	3GM-84321-00	LENS ASSY	1	
11	3GM-84322-00	GASKET, LENS	1	
12	2JE-84744-00	BULB (12V-5W)	1	
13	3GM-84192-00	SCREW (M4, L=12)	2	
14	3GM-84367-50	DAMPER, HEADLIGHT 2	1	
15	97707-50012	SCREW, TAPPING	2	
16	3GM-8431R-00	STAY, SETTING	1	
17	90480-10517	GROMMET	2	
18	90387-052U5	COLLAR	2	
19	90167-05037	SCREW, TAPPING	2	
20	4FM-84359-20	CORD, HEADLIGHT	1	
21	90462-05061	CLAMP	1	
22	97707-50012	SCREW, TAPPING	1	
23	90464-13073	CLAMP	3	

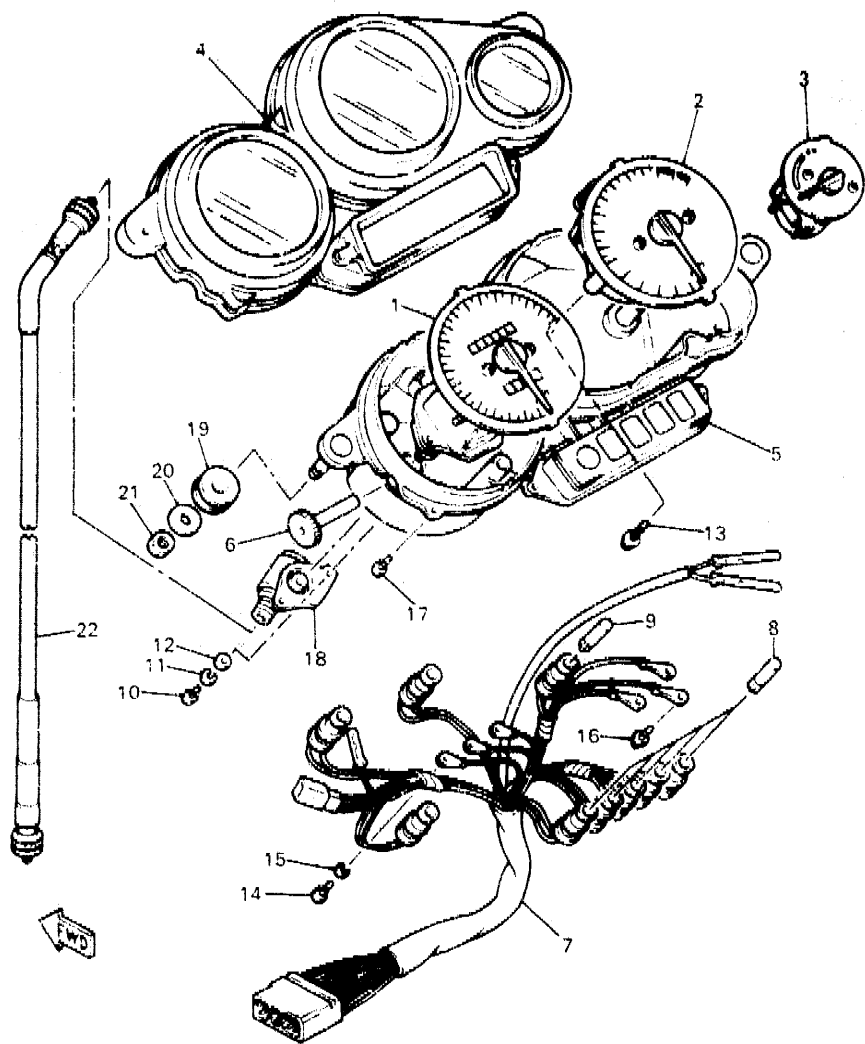
G2

FOR ENGLAND IRELAND

The following pages provides a listing of only the parts that meet the specifications peculiar to your market. For those parts not appearing in these pages, refer to the "GENERAL SPEC." section.

G3

FIG. 51 ALTERNATE (METER)

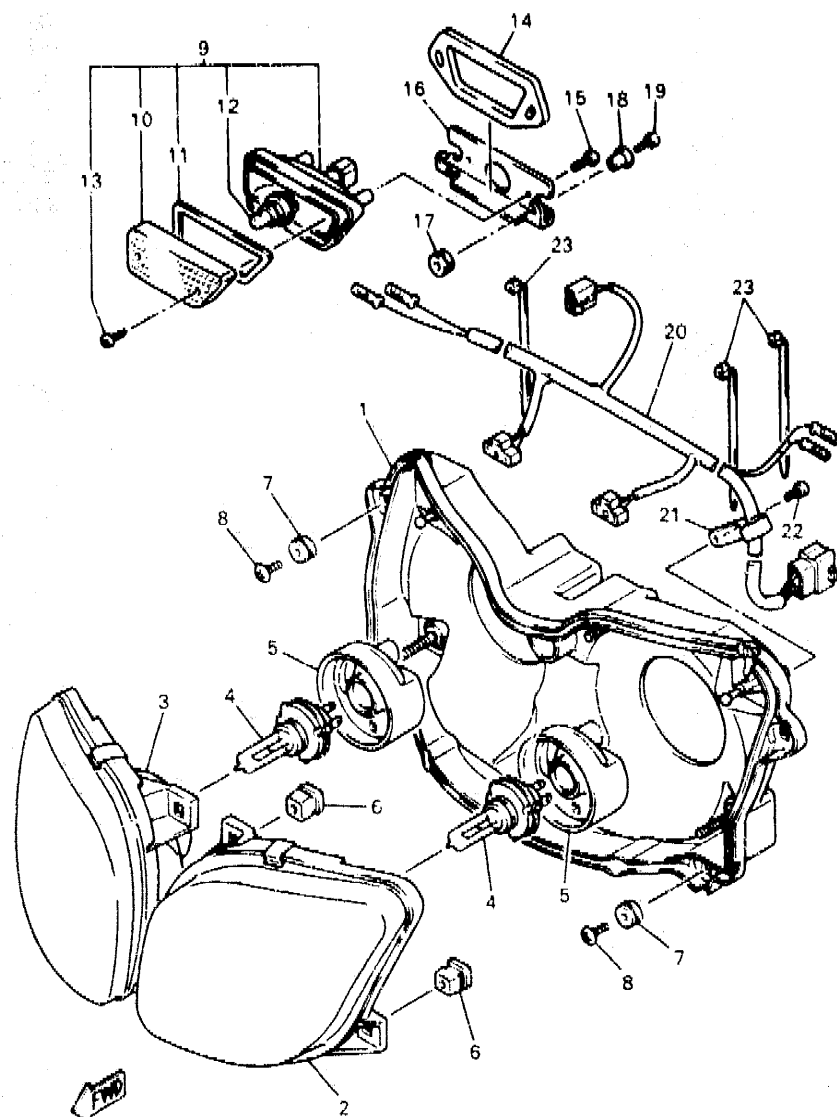


4HD300-3440

G4

REF. NO.	PART NO.	DESCRIPTION	Q'TY	REMARKS
1	4FM-83570-10	SPEEDOMETER ASSY	1	
2	4FM-83540-00	TACHOMETER ASSY	1	
3	4FM-83590-00	WATER TEMPERATURE ASSY	1	
4	4FM-83559-00	COVER, METER	1	
5	4FM-8353H-50	CASE, INNER	1	
6	2GH-83578-00	KNOB, TRIP METER	1	
7	4FM-83509-80	SOCKET CORD ASSY	1	
8	4G1-84744-00	BULB (12V-3.4W)	5	
9	2GV-83517-00	BULB (12V-1.7W, T6.5)	4	
10	98507-04010	SCREW, PAN HEAD	4	
11	92907-04100	WASHER, SPRING	4	
12	92907-04600	WASHER, PLATE	4	
13	97902-04122	SCREW, WITH WASHER	2	
14	98507-03010	SCREW, PAN HEAD	3	
15	92990-03100	WASHER, SPRING	3	
16	90159-03102	SCREW, WITH WASHER	3	
17	90164-04023	SCREW, TAPPING	5	
18	4FM-83520-00	SOCKET CORD ASSY	1	
19	5J0-83513-00	DAMPER	2	
20	90201-06059	WASHER, PLATE	2	
21	95317-06600	NUT	2	
22	3GM-83550-01	SPEEDOMETER CABLE ASSY	1	

FIG. 52 ALTERNATE (HEADLIGHT)



4HD300-4450

REF. NO.	PART NO.	DESCRIPTION	Q'TY	REMARKS
1	4FM-84330-41	BODY ASSY	1	
2	4FM-84320-40	LENS ASSY	1	
3	4FM-8432A-40	LENS ASSY	1	
4	1FM-84314-H0	BULB (12V-35/35W)	2	HALOGEN
5	4JG-84387-00	COVER, SOCKET	2	
6	51L-84334-00	NUT, ADJUSTING	4	
7	90480-10584	GROMMET	4	
8	97707-60014	SCREW, TAPPING	4	
9	3GM-84301-00	PILOT LIGHT ASSY 1	1	
10	3GM-84321-00	LENS ASSY	1	
11	3GM-84322-00	GASKET, LENS	1	
12	2JE-84744-00	BULB (12V-5W)	1	
13	3GM-84192-00	SCREW (M4, L=12)	2	
14	3GM-84367-50	DAMPER, HEADLIGHT 2	1	
15	97707-50012	SCREW, TAPPING	2	
16	3GM-8431R-00	STAY, SETTING	1	
17	90480-10517	GROMMET	2	
18	90387-052U5	COLLAR	2	
19	90167-05037	SCREW, TAPPING	2	
20	4FM-84359-30	CORD, HEADLIGHT	1	
21	90462-05061	CLAMP	1	
22	97707-50012	SCREW, TAPPING	1	
23	90464-13073	CLAMP	3	

G5

CONTENTS

GENERAL SPEC.

ENGINE

Cylinder Head	B2
Cylinder	B3
Crankshaft · Piston	B4
Valve	B5 ~ B6
Camshaft · Chain	B7
Water Pump	B8
Radiator · Hose	B9 ~ B10
Oil Pump	B11 ~ B12
Oil Cleaner	B13
Intake	B14 ~ B15
Carburetor	C2 ~ C3
Exhaust	C4
Crankcase	C5 ~ C6
Crankcase Cover 1	C7 ~ C8
Starter	C9
Clutch	C10
Transmission	C11 ~ C12
Shift Cam · Fork	C13
Shift Shaft	C14

CHASSIS

Frame	C15 ~ D2
Fender	D3 ~ D4
Side Cover	D5
Rear Arm	D6 ~ D7
Rear Suspension	D8
Steering	D9
Front Fork	D10 ~ D11
Fuel Tank	D12 ~ D13

Seat	D14
Front Wheel	D15
Front Brake Caliper	E2
Rear Wheel	E3 ~ E4
Rear Brake Caliper	E5
Steering Handle · Cable	E6
Front Master Cylinder	E7 ~ E8
Front Master Cylinder 2	E9
Stand · Footrest	E10 ~ E11
Rear Master Cylinder	E12 ~ E13
Cowling 1	E14 ~ E15
Cowling 2	F2 ~ F3
Generator	F4
Pick Up Coil · Governor	F5
Starting Motor	F6
Flasher Light	F7
Meter	F8
Headlight	F9
Taillight	F10
Electrical 1	F11
Electrical 2	F12

INDIVIDUAL SPEC. FOR ITALY

Alternate (Headlight)	F14
-----------------------------	-----

FOR HOLLAND

Alternate (Headlight)	G2
-----------------------------	----

FOR ENGLAND, IRELAND

Alternate (Meter)	G4
Alternate (Headlight)	G5

INDEX

NUMERICAL INDEX	L1 ~ L5
-----------------------	---------

NUMERICAL INDEX

PART NO.	GRID NO.	PART NO.	GRID NO.
3GM-W0041-50	E-7	4FM-11603-00	B-4
4BH-W0042-50	E-12	4FM-11605-00	B-4
4FM-W0045-30	E-2	4FM-11631-00-A0	B-4
4FM-W0046-00	E-5	3GM-11633-00	B-4
3MA-W0047-10	E-2	4FM-11636-00	B-4
31A-W0047-00	E-5	4FM-11650-01	B-4
4FM-W0047-00	E-2	36Y-11654-00	B-4
1J3-W0048-00	E-2	3GM-11656-00	B-4
	E-5	3GM-11656-10	B-4
	C-10	3GM-11656-20	B-4
36Y-W0048-00	E-5	3GM-11656-30	B-4
31A-W0057-00	E-2	4FM-12111-00	B-5
4FM-W0057-00	E-2	4FM-12112-00	B-5
4FM-W0057-10	C-10	3FM-12113-00	B-5
26H-W0098-30	E-9	3FV-12114-00	B-5
3GM-W0099-00	C-11	4FM-12116-00	B-5
4FN-W1741-00	C-11	1WG-12117-00	B-5
3FV-W1742-00	D-5	3GM-12117-00	B-5
4FM-W2171-30-PO	E-7	1WG-12118-00	B-5
3GM-W2587-50	E-9	1WG-12119-00	B-5
4FM-W2645-00	D-3	4FM-12121-00	B-5
4FM-Y2151-33-PO	F-2	3GM-12126-00	B-5
4FM-Y2808-50-PO	F-2	3FV-12153-09	B-6
4FM-Y2830-60-PO	F-2	3FV-12153-10	B-6
4FM-Y2835-30-4B	E-14	3LN-12153-09	B-6
4FM-Y1102-10	B-2	3LN-12153-20	B-6
2GH-11110-00	B-2	3LN-12153-30	B-6
3GM-11133-10	B-2	1HX-12168-A0	B-5
3GM-11134-10	B-2	1HX-12168-F0	B-5
4FM-1115A-00	B-2	1HX-12168-H1	B-5
3FV-11166-00	C-5	1HX-12168-K1	B-5
3FV-11181-00	B-3	1HX-12168-M1	B-5
3FV-11182-00	B-2	1HX-12168-R1	B-5
3GM-11191-00	B-2	1HX-12168-U1	B-5
3GM-11193-00	B-2	1HX-12168-W1	B-5
21A-11198-01	B-13	1AE-1316E-00	B-5
4FM-11310-00	B-3	1HX-12168-00	B-5
4FM-1133E-00	C-4	1HX-12168-20	B-5
4FM-1133F-00	C-4	1HX-12168-40	B-5
3FV-11351-00	B-3	1HX-12168-60	B-5
4FM-11411-00	B-4	1HX-12168-80	B-5
3GM-11416-00	B-4	1HX-12169-E0	B-6
3GM-11416-10	B-4	1HX-12169-G0	B-6
3GM-11416-20	B-4	1HX-12169-J0	B-6
3GM-11416-30	B-4	1HX-12169-L0	B-6
3GM-11416-40	C-4	1HX-12169-N0	B-6
4FM-11456-00	C-9	1HX-12169-T0	B-6
3GM-11474-00	C-9	1HX-12169-11	B-5

NUMERICAL INDEX

PART NO.	GRID NO.	PART NO.	GRID NO.
1HX-12169-31	B-5	3FV-13416-01	B-13
1HX-12169-50	B-5	4FM-13417-00	B-13
1HX-12168-70	B-6	3FV-13440-00	B-13
1HX-12169-90	B-6	3GM-13454-00	B-12
4HD-12171-00	B-7	3VD-13455-00	B-13
3GM-12176-00	B-7	4FM-13470-10	B-13
4HD-12181-00	B-7	4FM-13475-00	B-12
4FM-12210-00	B-7	3KS-13490-00	B-13
4FM-12213-00	B-7	4FM-13556-01	B-13
2GH-1221-00	B-7	4FM-13586-00	B-14
3FV-12251-00	B-7	4FN-13586-00	B-14
4FM-12252-00	B-7	4FM-13596-00	B-14
4FM-1240A-10	B-9	4FN-13597-00	B-14
4FM-12405-10	B-9	4FN-13598-00	B-14
4FM-12410-00	B-9	4FM-13910-00	D-12
3GM-12413-00	B-9	3TJ-1410A-40	C-3
3GM-12417-00	B-9	4FN-14105-00	C-2
1UF-12421-09	B-8	4FN-14107-00	C-2
3GM-12422-00	B-8	3TJ-14137-40	C-3
4FM-1243A-10	B-9	3TJ-14159-40	C-2
11H-12438-00	B-8	3TJ-14191-40	C-2
1AE-12439-00	B-8	3TJ-14216-40	C-2
1UF-12450-00	B-8	3TJ-14245-40	C-3
4FM-12461-10	B-9	4FM-14261-00	C-3
22W-12462-00	B-9	3TJ-14267-40	C-2
3FV-12469-00	B-8	3TJ-14293-40	C-2
1AE-12481-01	B-8	3FV-14294-02	D-13
4FN-12482-00	B-8	4FN-14294-00	C-3
2GH-12484-00	B-9	4FN-14298-00	C-3
4FM-12535-00	B-9	3TJ-14325-40	C-3
4FM-12576-10	B-9	4FN-14340-00	C-2
4FM-12579-10	B-9	3TJ-14365-40	C-3
4FM-12588-01	B-10	3TJ-14379-40	C-3
4FM-12589-10	B-10	3TJ-14393-40	C-2
4FM-12683-30	D-2	4FN-1440F-00	B-14
1AE-1316E-00	B-11	4FM-14401-00	B-14
4BH-1316F-01	B-11	2GH-14413-00	B-8
4BH-1316G-01	B-11	4FN-14413-00	C-3
3GM-13161-01	B-13	1HX-1443E-00	B-14
3GM-13174-00	B-12	4FN-14437-00	B-14
3GM-13181-00	B-11	4FM-14451-00	B-14
3GM-13191-00	B-11	4FM-14452-00	B-14
1AE-13300-00	B-11	4FN-14453-00	B-14
2GH-13328-00	B-11	4FM-14462-00	B-15
3GM-13337-00	B-13	4FN-14467-00	B-15
4FM-13411-00	B-11	3TJ-14521-40	C-2
3GM-13412-50	B-11	3TJ-14522-40	C-2
4FM-13414-00	B-13	4FN-14546-00	C-2
663-14548-00	C-2	3GM-15427-00	C-7
4FN-14561-00	B-14	1TV-15435-00	C-7
4FM-14610-10	C-4	3GM-15449-00	C-7
4FM-14613-00	C-4	4FM-15451-00	C-7
3GM-14683-00	C-4	1AE-15456-00	C-7
4HD-14710-00	C-4	4FM-15461-00	C-7
3HC-14755-00	C-4	4FM-15463-00	C-7
3GM-14811-00	C-4	4FM-15467-00	C-7
3GM-14821-00	C-4	4H7-15486-00	C-7
4HD-14826-00	C-4	3GM-15512-00	C-9
2TK-14845-00	C-4	4BH-15517-00	C-9
2TK-14865-01	C-4	3GM-15519-00	C-9
2TK-14867-01	C-4	51Y-15521-00	C-9
3TJ-1490A-40	C-3	3GM-15522-00	C-9
4HS-14900-10	C-2	3GM-15524-00	C-9
4HS-14916-00	C-2	3GM-15580-00	C-9
4HS-14922-00	C-3	1J7-15583-01	C-9
4FN-14934-00	C-3	3GM-15689-00	C-9
3TJ-14935-40	C-3	4FM-16150-00	C-10
3TJ-1494F-11	C-2	1AE-16154-00	C-10
3TJ-14942-15	C-2	4H7-16155-01	C-9
3TJ-14943-32	C-2	1AE-16164-00	C-10
7A9-14943-31	C-2	4FN-16321-00	C-10
4FN-14947-00	C-2	3J2-16324-00	C-10
3TJ-14948-03	C-2	58L-16351-00	C-10
4FN-14959-00	C-2	1LJ-16356-00	C-10
3TJ-14969-40	C-3	1AE-16357-00	C-10
3TJ-14984-40	C-2	2GH-16371-00	C-10
4FN-14985-00	C-2	1TV-16381-10	C-10
4FN-14997-00	C-2	3FV-17121-00	C-11
3GM-15100-52	C-5	4FN-17131-00	C-11
3FV-15105-30	C-6	4FN-17151-00	C-11
2GH-15123-00	B-11	4FN-17161-00	C-11
1AE-15124-00	B-11	3FV-17211-00	C-11
2GH-15133-00	B-11	3FV-17221-00	C-11
4H7-15189-00	C-6	3FV-17231-00	C-11
1AE-15316-00	C-7	4FN-17241-00	C-11
3GM-15346-00	C-7	4FN-17251-00	C-11
3Y1-15361-00	C-7	3FV-17261-00	C-11
4FM-15362-00	C-7	278-17424-01	C-12
3FV-15363-00	C-5	2CM-17460-00	C-11
3GM-15373-00	B-13	1AE-17401-00	C-14
1AE-15381-00	C-9	4FM-1811A-00	C-14
1AE-15383-00	C-6	2GH-18112-01	C-14
4FM-15410-01	C-7	132-18113-01	C-14
3GM-15416-00	C-7	1WG-18115-00	C-14
3GM-15417-00	C-7	4GD-18127-00	C-14
4FM-15421-00	C-7	36Y-18140-00	C-13

L1

NUMERICAL INDEX

PART NO.	GRID NO.	PART NO.	GRID NO.	PART NO.	GRID NO.
219-18154-00	C-14	4FM-22110-10	D-6	3FV-2416A-00	B-14
4FM-18511-00	C-13	3FV-22128-00	D-6	2GH-24181-00	D-12
4FM-18512-00	C-13	4FM-2213J-00	D-6	4FM-24181-00	C-4
4FM-18513-00	C-13	4FM-22141-00	D-6	2GH-24183-00	D-12
4BH-18531-00	C-13	4FM-22151-01	D-7	3Y6-24183-00	D-12
1AE-18536-00	C-13	4FN-2217A-00	D-6	4JH-24183-00	D-12
4FM-18540-00	C-13	4BH-2217M-00	D-6	2GH-24184-00	D-12
278-18542-00	C-13	4HD-2218A-00	D-7	12R-24185-00	D-12
278-18566-00	C-13	3FV-22184-00	D-6	2GH-24186-00	D-12
4FN-21110-00	C-15	4HS-22120-00	D-8	4FM-24191-00	D-12
4FM-2116J-10	D-2	4FM-22219-00	D-8	4FM-24240-20	D-12
4FM-21161-01	D-2	4AA-22259-40	D-8	3PA-24356-00	E-7
4FM-21162-00	D-2	4FM-22262-10	D-8		
4FN-2117F-00	C-15	4FM-22311-00	D-6	3FV-24500-01	D-12
4FM-2117M-11	C-15	4FM-23102-50	D-10	4X8-24512-00	D-12
4FM-21190-00	C-15	4FM-23103-50	D-10	4FM-24602-00	D-12
4FM-2133G-00	E-12	4FM-23110-20	D-10	4FM-24710-11	D-14
4FM-21359-10	D-2	4FM-23111-10	D-10	4FM-24711-00	D-14
4FM-2137Y-01	C-15		D-11	35T-24724-00	D-3
4FN-2139V-00	C-15	4FM-23119-40	D-10	4FM-24724-00	D-14
4FM-2142K-01	C-15		D-11	4FM-25149-00	D-15
1WG-2143A-00	D-5	4FM-23120-20	D-10	4FM-25168-00-7B	D-15
4FM-2144G-00	E-12	4FM-23125-40	D-10	4FM-25181-01	D-15
4FM-21445-00	E-11	4FM-23136-40	D-10	4FM-25190-00	D-15
4FM-21446-00	D-2	4FM-23141-10	D-10	478-25335-00	D-8
4FM-21459-00	D-4		D-11	4FM-25338-00-7B	E-3
4X7-2149Y-00	B-15	3XV-23144-50	D-10	4FM-25364-00	E-3
4FN-21496-00	C-15	4FM-23145-40	D-10	4FM-25366-00	E-3
4FN-21497-00	C-15	36Y-23146-10	D-10	4FM-25371-00	E-3
1A8-21518-00	F-2	26H-23156-00	D-10	4FM-25377-00	E-3
4FM-21569-40	D-3	2KR-23158-10	D-10	4FM-25381-10	E-4
4FM-21595-00	E-2	4FM-23170-50	D-10	4FM-25388-01	E-3
4FM-21611-03	D-3	4FM-23171-40	D-10	4FM-25389-00	E-3
3GM-21621-00	D-3	3LC-23181-00	D-10	29L-25398-00	D-15
2TV-21638-00	B-9		D-11		E-3
4FM-21645-11	C-15	4FM-23340-00	D-11	3FV-2589F-00	E-7
3GM-21649-00	D-3	3LC-23357-00	D-10		E-3
3GM-21649-10	D-3		D-11	29L-25398-20	D-15
3MA-21649-00	E-14	4FM-23377-00	E-7		E-3
4FM-21649-00	D-3	4FM-23378-00	E-7	4FM-25439-00	E-3
4HS-2173L-00	D-5	3GM-23415-00	D-9	4FM-2580T-30	E-2
1JK-21735-00	D-5	3YI-23418-00	D-9	4FM-2580U-30	E-2
3XV-21778-00	D-3	4FM-23435-20	D-9	4FM-2580V-10	E-5
4FM-21871-00	D-2	3FV-23482-00	D-9	4FM-2581T-01	E-2
1AA-21874-00	D-2	10L-23469-00	E-6	4FM-25819-01	E-5
4L0-21875-00	D-2	4FM-24110-30-X3	D-12	4BP-2582A-00	E-12
8V7-21961-00	F-2	4FM-2414G-00	D-12	4FM-2582W-00	E-5
	F-3	1LJ-2414J-00	D-3	1FK-25827-00	E-5

NUMERICAL INDEX

PART NO.	GRID NO.	PART NO.	GRID NO.	PART NO.	GRID NO.
4FM-25827-00	E-2	4FM-26240-00	E-6	3FM-28356-00	E-14
1FK-25828-00	E-5	4FM-26241-00	E-6	4FM-2836F-00	F-3
4BH-2583V-00	E-12	36Y-26246-00	E-6	4FM-2836G-00	F-3
42H-25836-00	E-5	3LN-26270-01	E-6	4FM-2836H-00	F-2
341-25846-00	D-15	4FM-26280-10	E-14	4FM-2836K-00	F-2
3GM-2585F-00	E-7	4FM-26290-10	E-14	4FM-2836L-00	F-2
4BP-2585F-00	E-12	4FM-26292-00	E-7	4FM-28371-10	F-2
4FM-2585F-00	E-9	4FM-26296-00	E-9	51L-28371-00	E-14
3LN-2585G-00	E-12	3XV-26298-00	E-15	4FM-28372-00	D-4
2KF-25852-50	E-12	4FM-26299-00	E-15	4FM-28381-10	E-14
3GM-25852-50	E-7	4FM-26302-10	E-6	3FV-2840F-00	D-14
4FM-25852-00	E-9	4FM-26331-10	E-6	4FM-2849K-10	F-2
3FV-25854-00	E-7	3GM-26455-00	E-9	89X-77167-00	E-14
3GK-25854-50	E-9	3GM-26464-00	E-9	4BH-81600-00	F-4
360-25854-00	E-12	3GM-26470-A0	E-9	4BH-81604-00	F-4
2GU-25855-00	E-12	4FM-26475-00	E-9	3FV-81619-00	F-4
2J2-25855-50	E-7	4FM-27211-00	E-12	4BH-81634-00	F-4
3GK-25855-50	E-9	4FM-27222-00	E-12	36Y-81638-50	F-4
2VN-25866-00	E-7	4FM-27254-00	E-12	2KT-81642-50	F-4
	E-9	3YF-27261-00	E-12	4BH-81643-00	F-4
56A-25867-00	E-7	4FM-27311-00	E-10	4BH-81643-10	F-4
	E-9	4FM-27315-00	E-10	3FV-81645-00	F-4
4FM-25872-02	E-7	4FM-27321-00	E-10	4BH-81645-00	F-4
4FM-25873-02	E-7	1TX-27351-00	E-10	4BH-81660-00	F-4
4FM-25874-01	E-13	4FM-27410-00	E-10	3GM-81670-00	F-5
4FM-25875-00	E-13	2GH-27413-00	E-10	3XF-81800-00	F-6
3MA-25876-12	E-8	4FM-27420-00	E-10	2KT-81815-00	F-6
3MA-25876-22	E-8	4BF-27434-01	E-10	3HE-81826-00	F-6
4FM-25876-00	E-13	4FM-27435-00	E-10	3KS-81840-00	F-6
4FM-25887-00	E-4	4FM-27442-00	E-10	11H-81844-00	F-6
3FJ-25888-00	E-12	4FM-27443-00	E-10	26H-81847-00	F-6
3FV-2589A-00	E-7	4FM-27471-00	E-10	36Y-81910-50	F-4
	E-9	4FM-28100-10	D-3	4FM-81940-00	F-12
	E-7	4FM-28215-00	E-14	3EN-81950-00	F-12
	E-9	3TR-28217-00	D-3	3GM-81950-00	F-12
3FV-2589G-00	E-7	4HS-28301-00	F-2	4BH-81970-00	F-4
3GM-2589H-00	E-7	4HS-28303-00	F-2	4BH-81972-00	F-4
3FV-25894-00	E-7	4FM-28304-20	F-2	3VD-82100-00	F-12
31A-25894-01	E-12	4FM-2831T-00	F-3	4FM-82115-00	F-12
4FM-25894-00	E-9	4FM-2831W-00	E-14	3FV-82116-00	F-12
4FM-25895-00	F-13	4FM-28315-60	F-2	4BP-82131-00	F-12
29L-25919-A0	E-5	4FM-2832W-00	E-15	2GV-82151-00	F-12
4FM-25919-00	E-2	4FM-28322-00	F-2	2KW-82151-00	F-12
4FM-25924-00	E-2	4FM-2834V-00	E-14	36Y-82151-00	F-12
3GM-25925-00	E-5	4FM-2834W-00	E-14	4FM-82151-00	F-12
4FM-25925-00	E-2	4FN-28344-00	E-14	4HS-82305-10	F-11
4FM-26121-01	E-6	4FM-28345-00	E-14	4FM-82310-00	F-11
4FM-26122-00	E-6	3YX-28346-00	D-5	4BH-82317-01	D-2

NUMERICAL INDEX

PART NO.	GRID NO.	PART NO.	GRID NO.	PART NO.	GRID NO.
4FM-82320-00	F-11	1WG-83941-00	E-6	4FM-84359-30	G-5
2KT-82370-00	F-11	3GM-83969-01	E-6	3GM-84367-50	F-9
4JH-82501-01	F-12	4FM-83975-00	E-6		F-11
1KT-82530-02	F-12	3FV-83980-00	E-7		G-2
4FM-82540-00	F-11	3GM-83980-00	E-9		G-5
3LN-82560-00	F-11	3GM-84192-00	F-9	4JG-84397-00	F-9
4FM-82566-00	F-12		F-14		F-14
4FM-82590-10	F-12		G-2		G-2
4JH-83310-00	F-7		G-5		G-5
306-83311-40	F-7	3GM-84301-00	F-9	2AL-84553-00	E-4
4JH-83318-00	F-7		F-14	3F9-84553-00	F-10
4JH-83318-10	F-7		G-2	4FM-84710-00	F-10
4JH-83320-00	F-7		G-5	31L-84714-00	F-10
4JH-83330-00	F-7	3GM-8431R-00	F-9	4FM-84735-00	F-10
4JH-83332-00	F-7		F-14	3F9-84742-00	F-10
4JH-83340-00	F-7		G-2	2JE-84744-00	F-9
4JH-83342-00	F-7		G-5		F-10
4FM-83345-00	F-7	1FM-84314-H0	F-14		F-14
3GM-83350-00	F-11		G-5		G-2
4FM-83369-00	F-7	2F9-84314-00	F-9		G-5
4FM-83371-00	F-11		G-2	4G1-84744-00	F-8
4FM-83509-80	F-8	4FM-8432A-10	F-9		G-4
	G-4	4FM-8432A-20	G-2	4FM-84745-00	F-10
5J0-83513-00	F-8	4FM-8432A-30	F-14	4FM-84749-00	F-10
	G-4	4FM-8432A-40	G-5	3YF-84751-00	F-10
2GV-83517-00	F-8	4FM-84320-10	F-9	3G1-85130-01	D-3
	G-4		G-2	4FM-85132-00	D-3
4FM-83520-00	F-8	4FM-84320-30	F-14	3GM-85720-00	F-11
	G-4	4FM-84320-40	G-5	4FM-85820-00	F-11
4FM-8353H-40	F-8	3GM-84321-00	F-9	4FM-85885-00	C-3
4FM-8353H-50	G-4		F-14	90101-08578	C-4
4FM-83540-00	F-8		G-2	90101-08664	D-2
	G-4		G-5	90101-08766	E-3
3GM-83550-01	G-4	3GM-84322-00	F-9	90101-10658	D-6
4FM-83550-01	F-8		F-14	90101-10659	D-6
4FM-83559-00	F-8		G-2	90105-06153	B-2
	G-4		G-5	90105-06541	B-2
4FM-83570-00	F-8	4FM-84330-21	F-14	90105-06693	B-2
4FM-83570-10	G-4	4FM-84330-41	F-9	90105-07342	B-7
2GH-83578-00	F-8		G-2	90105-08321	E-3
	G-4		G-5	90105-09373	C-5
4FM-83590-00	F-8	51L-84334-00	F-9	90105-09555	C-5
	G-4		F-14	90105-09580	C-5
11H-83591-00	F-11		G-2	90105-10217	E-11
4FM-83912-01	E-9		G-5	90105-10376	D-6
3GM-83922-51	E-7	4FM-84359-20	F-9	90105-10402	D-8
25G-83936-01	E-6		G-2	90105-10716	C-15
4FM-83940-00	E-6	4FM-84359-30	F-14	90105-10725	E-2

NUMERICAL INDEX

PART NO.	GRID NO.	PART NO.	GRID NO.	PART NO.	GRID NO.
90105-10725	E-5	90159-03102	G-4	90201-101J1	D-6
90109-063F8	C-13	90159-06033	D-2		D-8
90109-064F0	B-2	90159-06045	E-12	90201-10118	E-8
90109-065A6	B-7	90159-06058	D-2		E-9
90109-080G5	F-12	90159-06123	C-10		E-13
90109-082G4	E-2	90164-04023	F-8	90201-103M4	B-2
	E-5		G-4	90201-104R2	E-12
90109-08718	C-15	90167-05037	F-9	90201-106M5	C-4
90109-104E6	E-10		F-14	90201-12575	C-14
90109-112F1	B-7		G-2	90201-127J6	E-10
90110-05112	D-12		G-5	90201-150H2	C-10
	F-10	90170-06228	F-10	90201-164H4	D-8
90110-06142	B-10	90170-20327	C-10	90201-200K3	C-11
90110-08155	E-10	90178-06055	D-12	90201-257R5	E-4
90110-08177	C-9		E-15	90202-03052	C-3
90110-08231	E-10	90176-10075	B-2	90202-05187	D-12
90110-10169	C-15	90176-22050	D-9	90202-08056	C-3
90116-10528	C-5	90179-05523	F-10	90202-24190	D-9
90116-10529	C-5	90179-08327	B-4	90202-26142	D-9
90116-10568	C-6	90179-08410	C-4	90206-14086	E-12
90116-10569	C-5	90179-10584	B-2	90208-06096	C-7
90116-10575	E-3	90209-10131	C-15	90209-10131	E-6
90119-06018	D-2	90179-10658	C-15	90209-11262	B-2
	F-3		E-10	90209-18340	D-4
90119-06060	D-7	90179-18020	C-12	90209-22191	C-11
90119-06115	C-4	90179-25615	D-9	90209-25196	C-11
90119-06118	D-3	90183-05024	E-14	90215-20231	C-10
90119-06163	D-7		F-2	90215-21022	C-12
90119-06187	C-4	90185-10037	E-10	90240-08124	E-12
90119-06194	D-14	90185-16127	D-8	90267-40029	D-3
90119-06285	D-3	90185-18104	D-6	90338-07043	D-3
90149-04278	D-3	90185-24165	E-4	90338-08226	D-14
90149-05273	E-3	90201-04018	D-3		F-11
90149-06008	D-12	90201-05033	F-10	90338-10132	D-4
90150-05039	E-14	90201-06055	B-9	90338-15202	C-15
	F-3	90201-06059	F-8	90338-16148	C-15
90150-06036	D-5		F-10	90338-30096	C-5
	E-14		G-4	90340-14068	C-6
	F-2	90201-061M7	B-11	90340-18101	B-2
	F-3	90201-063J2	B-9	90380-10135	C-4
	C-5	90201-06643	C-13	90387-052U5	F-9
90151-08014	C-5	90201-08083	E-12		F-14
90152-06014	C-7	90201-08087	C-5		G-2
90154-08061	D-3	90201-08326	E-10		G-5
90157-05079	E-10	90201-08333	C-3	90387-05383	C-5
	F-12	90201-08410	C-3	90387-0608A	D-3
90157-06104	C-7	90201-086J9	C-5	90387-06241	F-10
90159-03102	F-8	90201-101J1	D-2	90387-06299	D-12

NUMERICAL INDEX

PART NO.	GRID NO.	PART NO.	GRID NO.	PART NO.	GRID NO.
90387-064T3	B - 9	90460-65195	B - 14	90480-13398	D - 5
90387-065J6	B - 15	90462-05061	F - 9		E - 14
90387-065V1	F - 11		F - 14		F - 2
90387-06681	D - 7		G - 2	90480-14412	F - 11
90387-067N5	E - 14		G - 5	90480-15363	B - 9
90387-06704	D - 7	90462-08158	C - 6	90501-04623	C - 9
90387-07391	B - 9	90462-08184	C - 6	90501-06012	C - 13
90387-087L0	D - 3	90464-09130	D - 3	90501-225A9	C - 10
90387-102R4	D - 6	90464-10186	F - 11	90506-18224	E - 10
90387-105V7	C - 15	90464-12089	F - 12	90506-20377	E - 10
90387-106U7	C - 4	90464-13073	F - 9	90506-26225	E - 10
90387-114K8	C - 14		F - 11	90506-26681	C - 13
90387-115V8	C - 15		F - 12	90508-32682	C - 14
90387-122R5	D - 6		F - 14	90560-06201	E - 14
90387-124V2	D - 6		G - 2	90560-12191	C - 14
90387-203M7	C - 11		G - 5	90560-25270	C - 10
90387-204M1	C - 11	90464-15195	F - 12	90560-28389	E - 3
90387-2200S	D - 15	90464-17184	B - 14	91316-04008	C - 2
90387-2200T	D - 15	90464-25160	D - 13	91316-04010	C - 2
90387-253M6	C - 11		F - 2	91317-05010	D - 13
90387-255V9	C - 11	90464-44109	B - 9	91317-05012	B - 14
90387-263M8	C - 11	90465-08076	B - 13	91317-06010	E - 8
90387-2805W	E - 4	90465-13355	B - 10	91317-06012	B - 14
90387-2805X	E - 4		F - 12		E - 7
90387-284M0	C - 11	90467-08003	B - 10		E - 8
90401-10044	B - 11		D - 2		E - 9
90401-10159	B - 11	90467-08092	B - 14	91317-06020	B - 14
	E - 8	90467-09006	D - 13		E - 6
	E - 9	90467-11090	B - 9	91317-06025	B - 7
	E - 13	90467-11106	B - 15		D - 8
90401-10160	E - 8	90467-12123	D - 13		E - 6
90401-20161	B - 13	90467-14015	C - 5	91317-06030	B - 11
90430-06014	B - 2	90467-14057	E - 13	91317-06050	B - 11
	B - 3	90467-15054	C - 5	91317-08030	C - 15
	B - 8	90468-16099	E - 3		D - 9
	B - 14	90480-10258	D - 3		D - 11
90430-10171	B - 11	90490-10517	F - 9	91317-08040	D - 10
90445-084G9	D - 2		F - 14		D - 11
90445-09635	B - 10		G - 2	91317-10040	C - 15
90445-102G7	D - 13		G - 5	91317-10045	C - 15
90445-11293	B - 15	90480-10542	B - 9	91490-20025	E - 3
90445-116H6	B - 15	90480-10584	F - 9		E - 12
90445-116H8	B - 15		F - 14	91810-25008	B - 2
90446-17346	E - 10		G - 2	92017-08010	C - 7
90450-22052	B - 10		G - 5	92017-08020	E - 12
90450-32008	D - 8	90480-12314	B - 15	92901-04600	E - 7
90450-38040	E - 9	90480-12596	D - 4	92901-05100	F - 4
90450-57034	B - 14	90480-13163	E - 14	92907-04100	F - 8

NUMERICAL INDEX

PART NO.	GRID NO.	PART NO.	GRID NO.	PART NO.	GRID NO.
92907-04100	F - 14	93210-29196	F - 11	95027-06012	B - 13
	G - 4	93210-30694	B - 8		C - 6
92907-04600	F - 7	93210-33133	B - 8		E - 15
	F - 8	93210-76211	B - 3		F - 5
	G - 4	93210-87723	B - 13	95027-06014	F - 11
92907-05100	D - 12	93305-30501	C - 11	95027-06016	C - 9
92907-05600	D - 12	93306-00106	B - 8		D - 7
	F - 10	93306-00420	D - 15		E - 13
	F - 11	93306-20335	C - 9		E - 15
92907-06100	E - 12	93306-20455	C - 11		F - 10
92907-06600	C - 15		C - 12	95027-06020	B - 8
	D - 12	93306-20541	C - 9		C - 9
	C - 15	93306-20567	E - 3	95027-06025	B - 2
92907-10600	D - 6	93306-20644	E - 3		B - 1
92907-18600	F - 8	93306-30560	C - 11		B - 1
92990-03100	G - 4	93310-340N8	C - 10		F - 7
	E - 7	93315-42523	D - 6		E - 9
92990-04100	C - 4	93317-21746	D - 6	95027-06030	B - 8
92990-05200	F - 4	93317-31771	D - 6		B - 13
92990-05600	B - 8	93340-21505	C - 10		C - 8
	D - 6	93342-22502	D - 6		C - 10
	C - 14	93399-99919	D - 6	95027-06040	B - 8
	D - 15	93399-99931	D - 9		C - 7
93102-35412	E - 3	93399-99932	D - 9	95027-06050	B - 8
93102-35423	C - 11	93440-10153	B - 2		C - 7
93102-40211	E - 3	93440-25084	C - 11	95027-06090	C - 10
93105-45017	D - 15	93440-29062	C - 11	95304-06700	C - 14
93109-08061	C - 10	93440-45144	C - 12	95307-06600	F - 8
93109-12053	C - 14	93450-19095	B - 4	95307-08600	F - 3
93109-17048	D - 6	93511-32027	C - 10	95307-08700	E - 2
93210-06632	B - 11	93604-10011	B - 8	95317-06600	G - 4
	C - 6	93615-12088	C - 9	95607-04100	D - 3
	C - 10	93900-00030	D - 15	95607-06100	E - 7
	B - 13		E - 3		F - 10
	B - 11	94580-81104	B - 7	95607-06200	D - 14
	C - 5	94581-55104	E - 3	95617-08200	E - 14
	C - 6	94680-81021	B - 7	95617-08C25	B - 2
	B - 13	94681-55031	E - 3	95517-10100	D - 6
	B - 13	94701-00318	B - 2		D - 8
	E - 7	94701-00319	B - 2	95617-10200	D - 6
	E - 5	95027-06008	E - 13		E - 3
	B - 6		F - 12	95706-06500	E - 9
	F - 5	95027-06010	B - 8	95707-05500	D - 3
	C - 6		B - 13		E - 14
	B - 8	95027-06012	B - 2		F - 4
	B - 9		B - 3		F - 10
	C - 5		B - 8	95707-06500	B - 9
	C - 7		B - 11		F - 7

NUMERICAL INDEX

PART NO.	GRID NO.	PART NO.	GRID NO.
95707-08500	E-3	97707-50525	B-14
95707-10500	D-2	97707-60014	F-14
95807-06010	E-6		G-2
	F-2		G-5
	F-11	97707-60016	D-14
95807-06012	E-8		F-11
95807-06020	B-15	97902-04122	F-8
95807-06030	F-11		G-4
95817-06014	C-9	98506-05040	E-6
95817-06016	D-2	98507-03010	F-8
	D-3		G-4
	D-8	98507-04008	E-9
	E-12		F-7
	C-14		F-14
95817-06020	C-5	98507-04010	F-8
95817-06035	C-5		G-4
95817-06075	D-12	98507-05008	F-11
95817-06080	C-5	98507-05016	D-12
95817-06140	C-5	98507-05018	E-6
95817-08012	F-2		F-4
95817-08016	C-15	98507-05030	E-6
	D-12	98507-06010	C-7
	E-11		E-12
95817-08020	C-4	98507-06016	F-11
95817-08025	C-15	98507-06020	C-7
95817-08030	C-4		E-12
95817-08035	C-5	98517-04012	E-7
95817-08045	C-5	98580-04008	C-2
95817-08055	C-5	98706-04016	E-9
95817-08060	C-5	98707-05012	C-13
95817-08065	F-4	98707-06025	E-15
95817-08090	C-5	98907-06008	E-6
95827-06016	B-12	99006-10600	C-14
	C-13	99009-10400	B-13
	B-9	99009-12400	B-8
	F-6	99226-00160	D-12
95827-06025	C-15	99236-00080	F-10
97007-06012	E-9	99236-00100	E-14
97007-06025	D-12	99510-08012	B-11
	F-9		C-7
97007-60014	C-4		C-8
97080-05012	F-7		C-10
97702-40610	F-2	99510-08016	B-2
97707-40014	F-9		B-13
97707-50012	F-14	99510-12016	C-6
	G-2	99510-14016	B-3
	G-5	99530-10014	C-5
97707-50016	E-14		

NUMERICAL INDEX

PART NO.	GRID NO.	PART NO.	GRID NO.	PART NO.	GRID NO.	PART NO.	GRID NO.
----------	----------	----------	----------	----------	----------	----------	----------

L5